

### 3.1 GENERAL INFORMATION, STRUCTURE & CONTACT LIST

Name of the	Universidade de Dili (UNDIL)
Status of Institutions	Private University
Address	Av. Bispo de Madeiras Dili, Timor Leste
Office Phone Number	1. -
E-mail	1. <a href="mailto:info@undil.tl">info@undil.tl</a>
Website	<a href="http://www.undil.tl">www.undil.tl</a>
Date of Establishment	20 May 2002
Accreditation Status	Accredited (Institutional Accreditation)
<b>Score</b>	3 <sup>th</sup> Round (92. 88%)
Year of Accreditation	2013

Position	Name	Phone Number	E-mail
Rector	Estevão da Costa Belo, SE.,MM.	77350151	<a href="mailto:Estevao.belo@yahoo.com">Estevao.belo@yahoo.com</a>
Pro-Rectors	Manuel Azancot de Menezes	78594789	<a href="mailto:Proreitor.universidadededili@gmail.com">Proreitor.universidadededili@gmail.com</a>
Vice Rector of Academic Affairs	Alarico Mendonça Tilman, SH.,M.Hum.	77178353	<a href="mailto:alaricotilman@yahoo.com">alaricotilman@yahoo.com</a>
Vice Rector of Finance	Thomas Augusto Correia, L.Ec.		<a href="mailto:Correia563undil@gmail.com">Correia563undil@gmail.com</a>
Vice Rector of Students Affairs	André da Costa Belo, L.CP.	77237837	
Dean of Faculty of Economic	Adam Pritas, S.Sos., M.Si.	77901089	
Dean of Faculty of Law	Justino Sapalo Ximenes, SH., MH.	77032155	
Dean of Faculty of Political Science	Cesaltina Angela Soares, L.CP.	77295631	
Dean of Faculty of Public Health	João Guterres, L.Ed.,Esp.	77363190	
Dean of Faculty of Educational Science	Emilia dos Santos, S.Pd.	77191784	
Dean of Faculty of Engineering	Francisco Sarmiento, ST.	77301627	

### 3.2 LECTURER DATA

Classification by Gender	
Male	137
Female	39
Total	176
Classification by Academic Qualification	
PhD.-S3	3
Master Degree	71
Post Graduate Degree	6
Undergraduate Degree	94
Diploma Degree	2
Total	176
Classification by Status	
Permanent	69
Part-time	104
International Guest Lecturer	3
Total	176

Descriptions	2015		
	Male	Female	Total
Qualification by Permanent			
PhD.-S3	0	0	0
Master Degree	29	2	31
Post Graduate Degree	2	0	2
Undergraduate Degree	20	14	34
Diploma Degree	1	1	2
Sub Total	52	17	69
Qualification by Part-time			
PhD.-S3	0	0	0
Master Degree	35	5	40
Post Graduate Degree	3	1	4
Undergraduate Degree	44	16	60
Diploma Degree	0	0	0
Sub Total	82	22	104
International Guest Lecturer			
PhD.-S3	3	0	3
Master Degree	0	0	0
Post Graduate Degree	0	0	0
Undergraduate Degree	0	0	0
Diploma Degree	0	0	0
Sub Total	3	0	3

3.3 **STUDENT DATA**

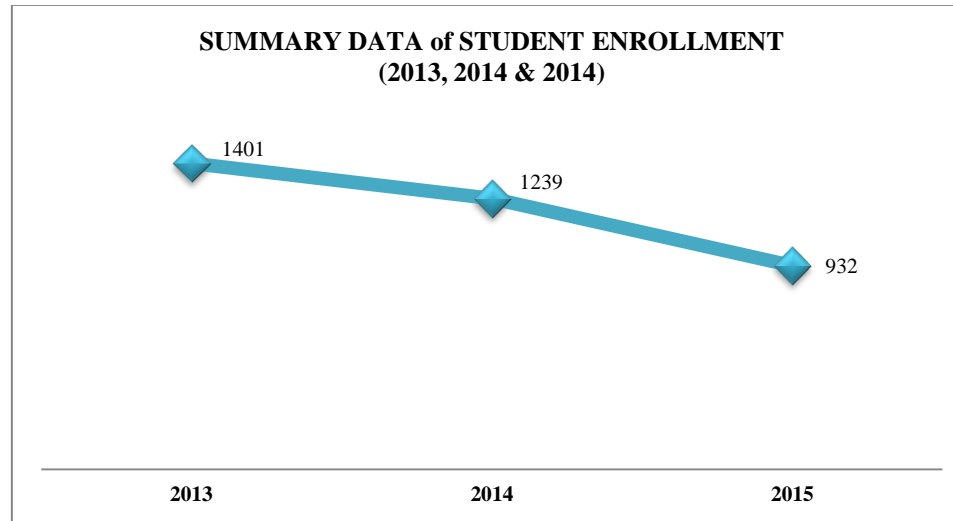
Faculty	Departments	Categories	Academic Years		
			2015		
			M	F	T
Main Campus					
Faculty of Economy	Management	Enrollment	36	72	108
		Current/Active Student	66	148	214
		On leave	77	97	174
		Transfer	0	0	0
		Graduated	158	152	310
	Accounting	Enrollment	35	60	95
		Current/Active Student	67	145	212
		On leave	51	76	127
		Transfer	0	0	0
		Graduated	49	79	128
Faculty of Law	Science of Law	Enrollment	64	51	115
		Current/Active Student	154	73	227
		On leave	190	99	289
		Transfer	0	0	0
		Graduated	65	40	105
Faculty of Political Sciences	International Relation	Enrollment	52	52	104
		Current/Active Student	122	96	218
		On leave	194	125	319
		Transfer	0	0	0
		Graduated	146	79	225
Faculty of Public	Public Health	Enrollment	47	134	181
		Current/Active Student	149	328	477
		On leave	98	172	270
		Transfer	0	0	0
		Graduated	43	51	94

Health	Dentist (Assistant) DIII	Enrollment	13	30	43
		Current/Active Student	26	54	80
		On leave	27	59	86
		Transfer	0	0	0
		Graduated	0	0	0
Faculty of Engineering	Industry Engineering	Enrollment	30	19	49
		Current/Active Student	58	19	77
		On leave	62	13	75
		Transfer	0	0	0
		Graduated	5	1	6
	Petroleum Engineering	Enrollment	63	40	103
		Current/Active Student	165	76	241
		On leave	230	61	291
		Transfer	0	0	0
		Graduated	0	0	0
Faculty of Educational Sciences	English	Enrollment	56	78	134
		Current/Active Student	50	69	119
		On leave	55	54	109
		Transfer	0	0	0
		Graduated	5	3	8
Class A Baucau					
Faculty of Law	Science of Law	Enrollment	0	0	0
		Current/Active Student	0	0	0
		On leave	0	0	0
		Transfer	0	0	0
		Graduated	0	0	0
Faculty of Health	Public Health	Enrollment	0	0	0
		Current/Active Student	0	0	0
		On leave	0	0	0
		Transfer	0	0	0
		Graduated	0	0	0

Faculty of Educational	English	Enrollment	0	0	0
		Current/Active Student	0	0	0
		On leave	0	0	0
		Transfer	0	0	0
		Graduated	0	0	0
Class B Viqueque					
Faculty of Political Sciences	International Relations	Enrollment	0	0	0
		Current/Active Student	0	0	0
		On leave	0	0	0
		Transfer	0	0	0
		Graduated	0	0	0
Faculty of Law	Science of Law	Enrollment	0	0	0
		Current/Active Student	0	0	0
		On leave	0	0	0
		Transfer	0	0	0
		Graduated	0	0	0
Class C Manatuto					
Faculty of Law	Science of Law	Enrollment	0	0	0
		Current/Active Student	0	0	0
		On leave	0	0	0
		Transfer	0	0	0
		Graduated	0	0	0
Faculty of Political Sciences	International Relations	Enrollment	0	0	0
		Current/Active Student	0	0	0
		On leave	0	0	0
		Transfer	0	0	0
		Graduated	0	0	0
Faculty of Health	Public Health	Enrollment	0	0	0
		Current/Active Student	0	0	0
		On leave	0	0	0
		Transfer	0	0	0
		Graduated	0	0	0

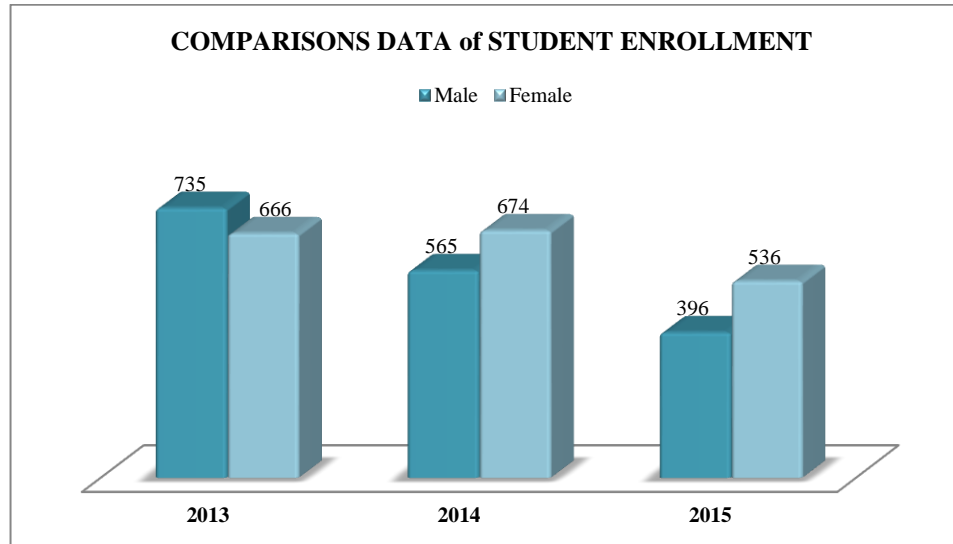
**3.4 SUMMARY DATA of STUDENT ENROLLMENT**

Year of Collection	Summary Data of Student Enrollment
2013	1401
2014	1239
2015	932



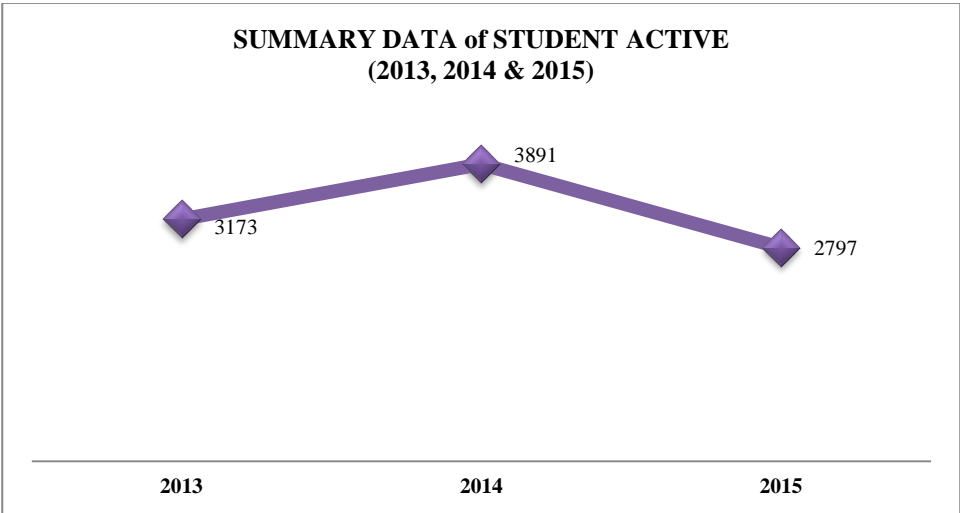
**3.5 COMPARISONS DATA of STUDENT ENROLLMENT**

Comparisons Data of Student Enrollment	Year of Collection		
	2013	2014	2015
Male	735	565	396
Female	666	674	536



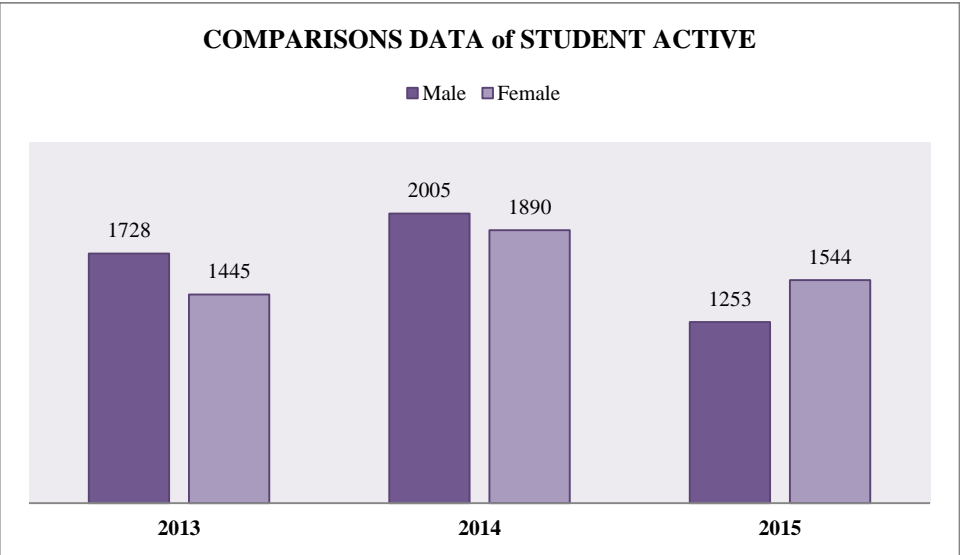
**3.6 SUMMARY DATA of STUDENT ACTIVE**

Year of Collection	Summary Data of Student Active
2013	3173
2014	3891
2015	2797



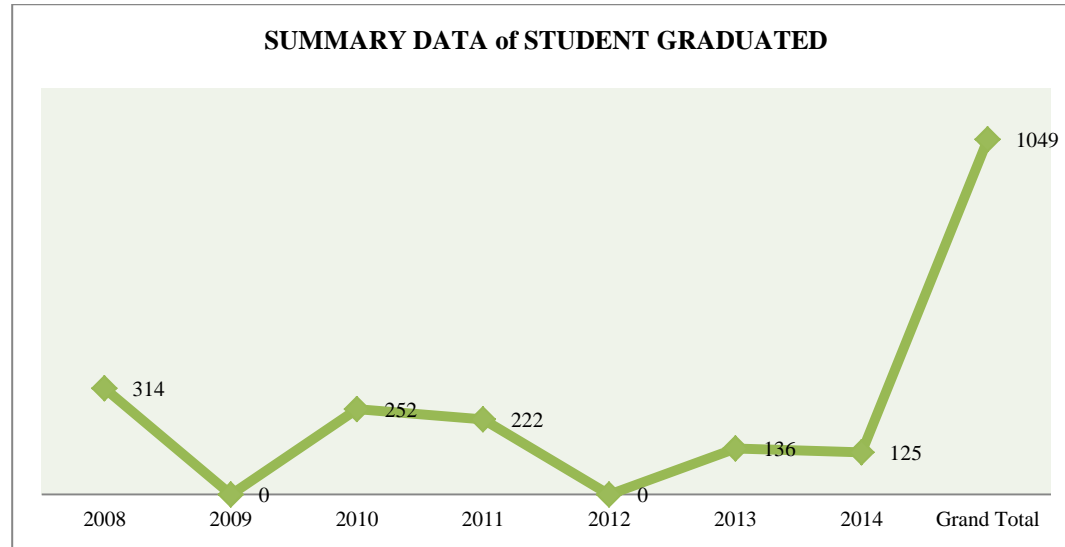
**3.7 COMPARISONS DATA of STUDENT ACTIVE**

Comparisons Data of Student Active	Year of Collection		
	2013	2014	2015
Male	1728	2005	1253
Female	1445	1890	1544



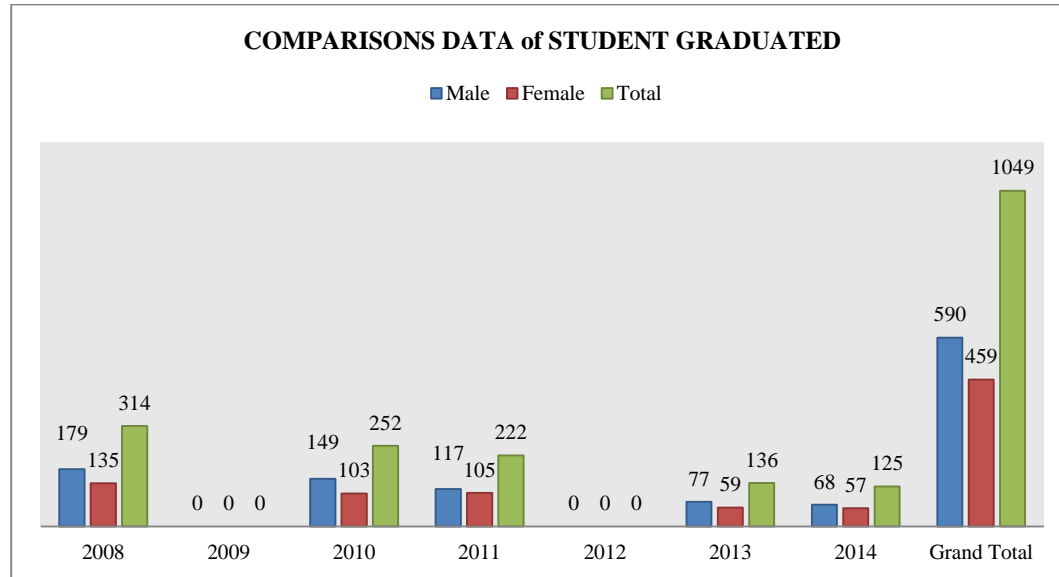
**3.8 SUMMARY DATA of STUDENT GRADUATED**

Year of Collection	Summary Data of Student Graduated
2008	314
2009	0
2010	252
2011	222
2012	0
2013	136
2014	125
Grand Total	1049



**3.9 COMPARISONS DATA of STUDENT GRADUATED**

Year of Collection	Comparisons Data of Student Graduated		
	Male	Female	Total
2008	179	135	314
2009	0	0	0
2010	149	103	252
2011	117	105	222
2012	0	0	0
2013	77	59	136
2014	68	57	125
Grand Total	590	459	1049

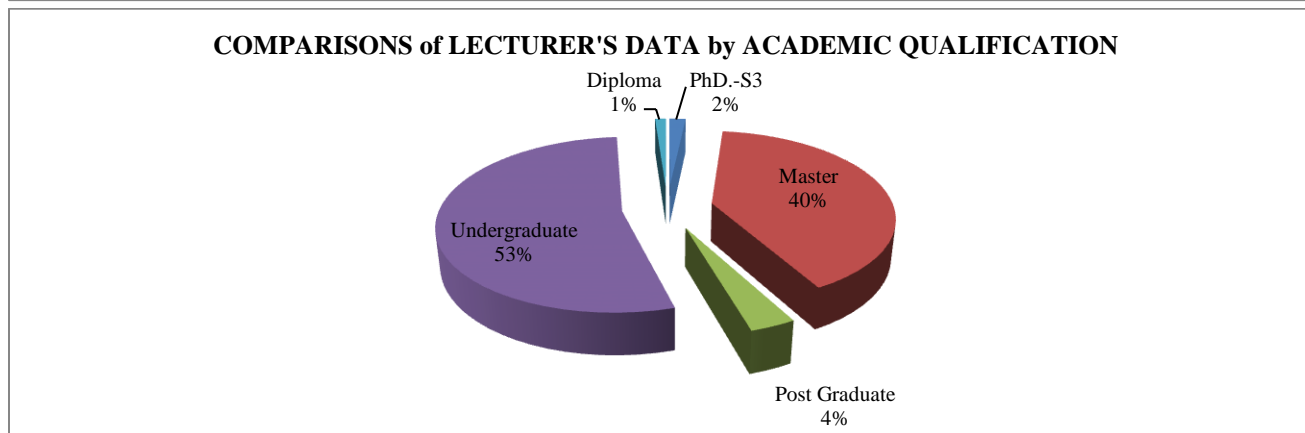
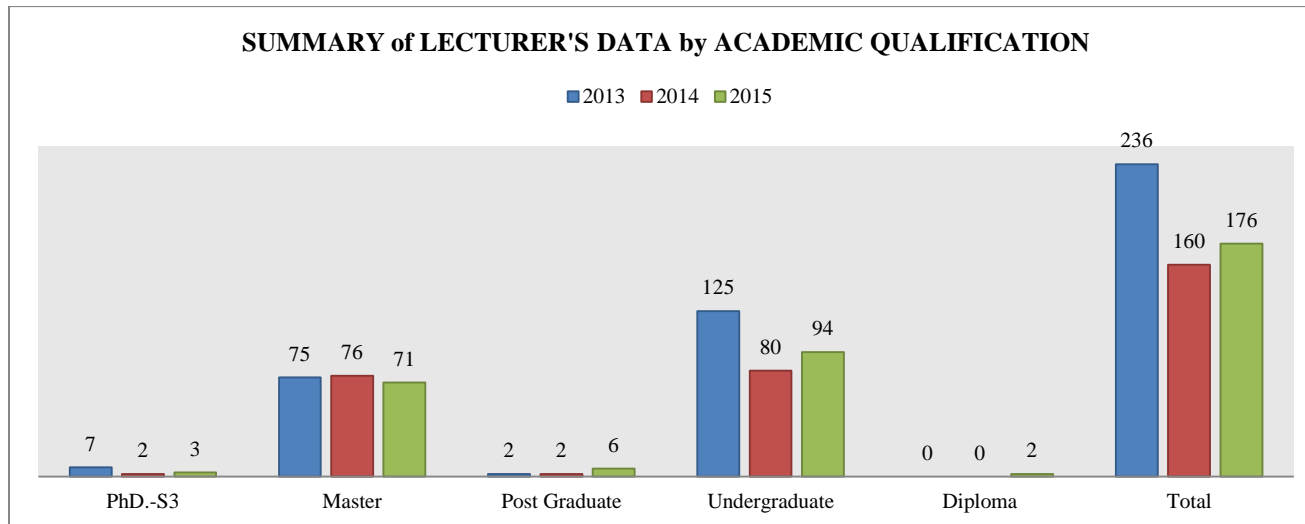




**3.10 LECTURER DATA**

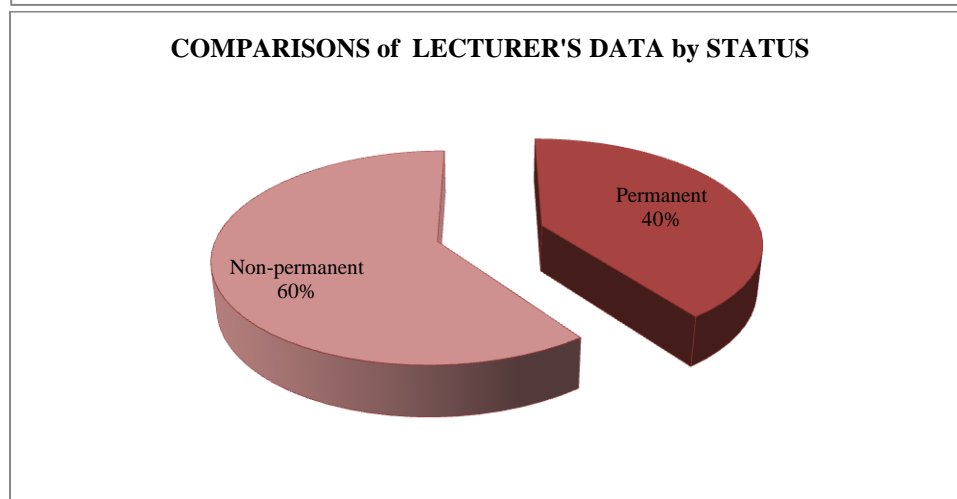
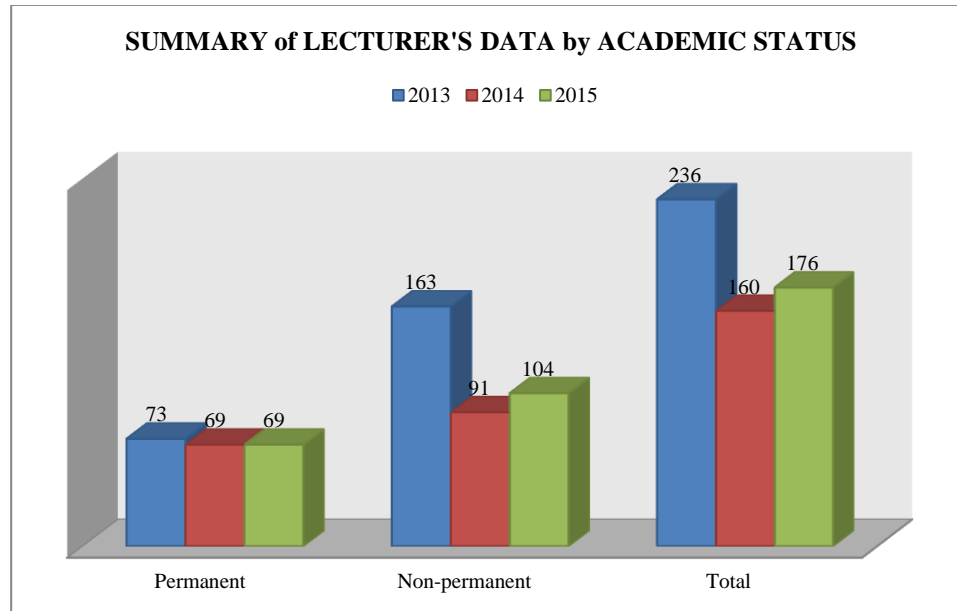
8.10.1 by Academic Qualification

Year of Collection	Summary of Lecturer's Data by Academic Qualification					
	PhD.-S3	Master	Post Graduate	Undergraduate	Diploma	Total
2013	7	75	2	125	0	236
2014	2	76	2	80	0	160
2015	3	71	6	94	2	176



8.10.2 by Status

Year of Collection	Summary of Lecturer's Data by Status		
	Permanent	Non-permanent	Total
2013	73	163	236
2014	69	91	160
2015	69	104	176



8.10.3 by Gender

Year of Collection	Summary of Lecturer's Data by Gender		
	Male	Female	Total
2013	188	48	236
2014	131	29	160
2015	137	39	176

