

**9.1 GENERAL INFORMATION, STRUCTURE & CONTACT LIST**

<b>Name of the Institution</b>	<b>Instituto Superior Cristal (ISC)</b>
Status of Institution	Private Institute
Address	Estrada de Balide Dili-Timor Leste
Office Phone Number	1. -
E-mail	1. -
Website	-
Date of Establishment	5 November 2001
Accreditation Status	Accredited (Licensure and Initial Institutional Accreditation)
Score	1 <sup>st</sup> Round (73, 22%)
Year of Accreditation	2008

Position	Name	Mobile Number	E-mail
Rector	Sebastião Pereira,S.IP.,MM		
Vice Rector of Academic Affairs	Antonio Guterres,S.Pd.,M.Pd		
Vice Rector of Finance	Hendro da Costa Cabeçadas,MM		
Vice Rector of Students Affairs	-		
Dean of Educational Sciences Faculty	Jacinto de Oliveira Junior,S.IP.,M.Pd		
Dean of Health Faculty	Ns. Paulo Lopes,S.Kep		
Head of Mathematics Dep.	Marciano da Silva,L.Ed		
Head of Chemistry Dep.	Agostinho de Jesus Arcanjo,S.Si.,M.Sc		
Head of Biology Dep.	Casimiro RElvas Amaral,S.Si		
Head of Psychology Dep.	Martinho da Costa,S.Psi.,M.Pd		
Head of Sociology Dep.	Salvador Pereira da Costa, S.Sos.,MM		
Head of Economy Dep.	Joana Ribeiro Guterres,SE.,MM		
Head of English Dep.	Natalino Parada,		
Head of Portuguese Dep.	Bernadete de Jesus,L.Ed		
Head of Nursing Dep.	Ferdinandus,S.Kep		
Head of Physics Dep.	Helena de Sousa Amaral,L.Ed		

**9.2 LECTURER DATA**

Classification by Gender	
Male	60
Female	21
Total	81
Classification by Academic Qualification	
PhD.S-3	5
Master Degree	16
Post Graduate Degree	0
Undergraduate Degree	60
Diploma Degree	0
Total	81
Classification by Status	
Permanent	78
Part-time	0
International Guest Lecturer	3
Total	81

Descriptions	2015		
	Male	Female	Total
Qualification by Permanent			
Ph.D.-S3	2	0	2
Master Degree	14	2	16
Post Graduate Degree	0	0	0
Undergraduate Degree	41	19	60
Diploma Degree	0	0	0
Total	57	21	78
Qualification by Part-time			
Ph.D.-S3	0	0	0
Master Degree	0	0	0
Post Graduate Degree	0	0	0
Undergraduate Degree	0	0	0
Diploma Degree	0	0	0
Total	0	0	0
International Guest Lecturer			
Ph.D.-S3	3	0	3
Master Degree	0	0	0
Post Graduate Degree	0	0	0
Undergraduate Degree	0	0	0
Diploma Degree	0	0	0
Total	3	0	3

**9.3 STUDENT DATA**

Faculty	Departments	Categories	Academic Years		
			2015		
			M	F	T
Faculty of Education	English	Enrollment	26	35	61
		Current/Active Student	483	381	864
		On leave	0	0	0
		Transfer	0	0	0
		Graduated	43	21	63
	Portuguese	Enrollment	34	62	96
		Current/Active Student	290	432	722
		On leave	0	0	0
		Transfer	0	0	0
		Graduated	18	21	39
	Mathematic	Enrollment	30	10	40
		Current/Active Student	342	131	473
		On leave	0	0	0
		Transfer	0	0	0
		Graduated	61	21	72
	Chemistry	Enrollment	9	4	13
		Current/Active Student	68	52	120
		On leave	0	0	0
		Transfer	0	0	0
		Graduated	6	1	7
	Sociology	Enrollment	27	26	53
		Current/Active Student	928	608	1536
		On leave	0	0	0
		Transfer	0	0	0
		Graduated	110	67	177
	Economy	Enrollment	12	23	35
		Current/Active Student	464	430	894
		On leave	0	0	0
		Transfer	0	0	0
		Graduated	64	63	127

	Physics	Enrollment	11	8	19
		Current/Active Student	85	32	117
		On leave	0	0	0
		Transfer	0	0	0
		Graduated	32	7	39
	Biology	Enrollment	0	0	0
		Current/Active Student	0	0	0
		On leave	0	0	0
		Transfer	0	0	0
		Graduated	0	0	0
	Psychology	Enrollment	3	3	6
		Current/Active Student	266	171	437
		On leave	0	0	0
		Transfer	0	0	0
		Graduated	20	34	54
	Cooperative	Enrollment	6	3	9
		Current/Active Student	35	16	41
		On leave	0	0	0
		Transfer	0	0	0
		Graduated	0	0	0
Informatics	Enrollment	23	10	33	
	Current/Active Student	43	31	74	
	On leave	0	0	0	
	Transfer	0	0	0	
	Graduated	0	0	0	
Health	Nursing	Enrollment	14	12	26
		Current/Active Student	103	224	327
		On leave	0	0	0
		Transfer	0	0	0
		Graduated	0	0	0
		Enrollment	0	0	0

Parallel Class of Aileu	Mathematics	Current/Active Student	13	19	32
		On leave	0	0	0
		Transfer	0	0	0
		Graduated	0	0	0
	Sociology	Enrollment	0	0	0
		Current/Active Student	52	41	93
		On leave	0	0	0
		Transfer	0	0	0
		Graduated	0	0	0
	Economy	Enrollment	0	0	0
		Current/Active Student	12	5	17
		On leave	0	0	0
		Transfer	0	0	0
		Graduated	0	0	0
	Psychology	Enrollment	0	0	0
		Current/Active Student	16	5	21
		On leave	0	0	0
		Transfer	0	0	0
		Graduated	0	0	0
	English	Enrollment	0	0	0
		Current/Active Student	19	31	50
		On leave	0	0	0
		Transfer	0	0	0
		Graduated	0	0	0
	Biology	Enrollment	0	0	0
		Current/Active Student	7	3	10
		On leave	0	0	0
Transfer		0	0	0	
Graduated		0	0	0	
		Enrollment	0	0	0
		Current/Active Student	0	0	0

	Chemistry	On leave	0	0	0
		Transfer	0	0	0
		Graduated	0	0	0
Parallel Class of Aileu					
Parallel Class of Lospalos	Mathematics	Enrollment	0	0	0
		Current/Active Student	0	0	0
		On leave	0	0	0
		Transfer	0	0	0
		Graduated	0	0	0
	Sociology	Enrollment	0	0	0
		Current/Active Student	4	7	11
		On leave	0	0	0
		Transfer	0	0	0
		Graduated	0	0	0
	English	Enrollment	0	0	0
		Current/Active Student	0	0	0
		On leave	0	0	0
		Transfer	0	0	0
		Graduated	0	0	0
	Economy	Enrollment	0	0	0
		Current/Active Student	9	1	10
		On leave	0	0	0
		Transfer	0	0	0
		Graduated	0	0	0
Parallel Class of Lospalos					
	Mathematics	Enrollment	0	0	0
		Current/Active Student	0	0	0
		On leave	0	0	0
		Transfer	0	0	0
		Graduated	0	0	0
		Enrollment	0	0	0

Parallel Class of Viqueque	Chemistry	Graduated	0	0	0
		On leave	0	0	0
		Transfer	0	0	0
		Graduated	0	0	0
	Physics	Enrollment	0	0	0
		Current/Active Student	0	0	0
		On leave	0	0	0
		Transfer	0	0	0
		Graduated	0	0	0
	Biology	Enrollment	0	0	0
		Current/Active Student	0	0	0
		On leave	0	0	0
		Transfer	0	0	0
	Psychology	Graduated	0	0	0
		Enrollment	0	0	0
		Current/Active Student	0	0	0
		On leave	0	0	0
		Transfer	0	0	0
	Sociology	Graduated	0	0	0
		Enrollment	0	0	0
		Current/Active Student	0	0	0
		On leave	0	0	0
		Transfer	0	0	0
	English	Graduated	0	0	0
		Enrollment	0	0	0
		Current/Active Student	0	0	0
On leave		0	0	0	
Transfer		0	0	0	
		Graduated	0	0	0
		Enrollment	0	0	0
		Current/Active Student	0	0	0

	Portuguese	On leave	0	0	0	
		Transfer	0	0	0	
		Graduated	0	0	0	
	Informatics	Enrollment	0	0	0	
		Current/Active Student	3	10	13	
		On leave	0	0	0	
		Transfer	0	0	0	
		Graduated	0	0	0	
	Parallel Class of Viqueque					
	Parallel Class of Baucau	Mathematics	Enrollment	0	0	0
Current/Active Student			0	0	0	
On leave			0	0	0	
Transfer			0	0	0	
Graduated			0	0	0	
Physics		Enrollment	0	0	0	
		Current/Active Student	0	0	0	
		On leave	0	0	0	
		Transfer	0	0	0	
		Graduated	0	0	0	
Biology		Enrollment	0	0	0	
		Current/Active Student	0	0	0	
		On leave	0	0	0	
		Transfer	0	0	0	
		Graduated	0	0	0	
Psychology		Enrollment	0	0	0	
		Current/Active Student	0	0	0	
		On leave	0	0	0	
		Transfer	0	0	0	
		Graduated	0	0	0	
			Enrollment	0	0	0
			Current/Active Student	0	0	0



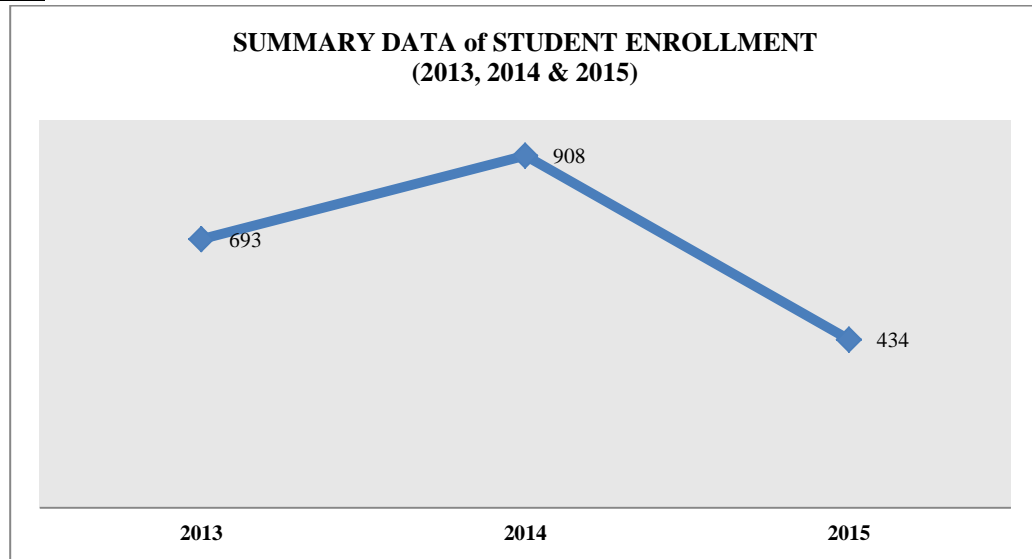
	Sociology	On leave	0	0	0
		Transfer	0	0	0
		Graduated	0	0	0
	Ingles	Enrollment	0	0	0
		Current/Active Student	9	11	20
		On leave	0	0	0
		Transfer	0	0	0
		Graduated	0	0	0
	Portuguese	Enrollment	0	0	0
		Current/Active Student	10	7	17
		On leave	0	0	0
		Transfer	0	0	0
		Graduated	0	0	0
	Economy	Enrollment	0	0	0
		Current/Active Student	8	13	21
On leave		0	0	0	
Transfer		0	0	0	
Graduated		0	0	0	
Parallel Class of Baucau					
Parallel Class of Maliana	Sociology	Enrollment	0	0	0
		Current/Active Student	0	0	0
		On leave	0	0	0
		Transfer	0	0	0
		Graduated	0	0	0
	English	Enrollment	0	0	0
		Current/Active Student	0	0	0
		On leave	0	0	0
		Transfer	0	0	0
		Graduated	0	0	0
Mathematics	Enrollment	0	0	0	
	Current/Active Student	1	3	4	

Ermera		On leave	0	0	0
		Transfer	0	0	0
		Graduated	0	0	0
	Biology	Enrollment	0	0	0
		Current/Active Student	2	3	5
		On leave	0	0	0
		Transfer	0	0	0
		Graduated	0	0	0
	Economy	Enrollment	0	0	0
		Current/Active Student	4	6	10
		On leave	0	0	0
		Transfer	0	0	0
		Graduated	0	0	0
	Maliana	English	Enrollment	0	0
Current/Active Student			8	15	23
On leave			0	0	0
Transfer			0	0	0
Graduated			0	0	0
Mathematics		Enrollment	0	0	0
		Current/Active Student	7	6	13
		On leave	0	0	0
		Transfer	0	0	0
		Graduated	0	0	0
Sociology		Enrollment	0	0	0
		Current/Active Student	13	9	22
		On leave	0	0	0
		Transfer	0	0	0
		Graduated	0	0	0
Economy	Enrollment	0	0	0	
	Current/Active Student	6	8	14	
	On leave	0	0	0	

Manufahi		Transfer	0	0	0
		Graduated	0	0	0
	English	Enrollment	0	0	0
		Current/Active Student	3	7	10
		On leave	0	0	0
		Transfer	0	0	0
		Graduated	0	0	0
	Phycology	Enrollment	0	0	0
		Current/Active Student	15	2	17
		On leave	0	0	0
		Transfer	0	0	0
		Graduated	0	0	0
	Sociology	Enrollment	0	0	0
		Current/Active Student	11	8	19
		On leave	0	0	0
Transfer		0	0	0	
Graduated		0	0	0	
Oecussi	Mathematics	Enrollment	0	0	0
		Current/Active Student	4	5	9
		On leave	0	0	0
		Transfer	0	0	0
		Graduated	0	0	0
	Portuguesa	Enrollment	0	0	0
		Current/Active Student	6	6	12
		On leave	0	0	0
		Transfer	0	0	0
		Graduated	0	0	0
	Biology	Enrollment	0	0	0
		Current/Active Student	4	5	9
		On leave	0	0	0
		Transfer	0	0	0
		Graduated	0	0	0

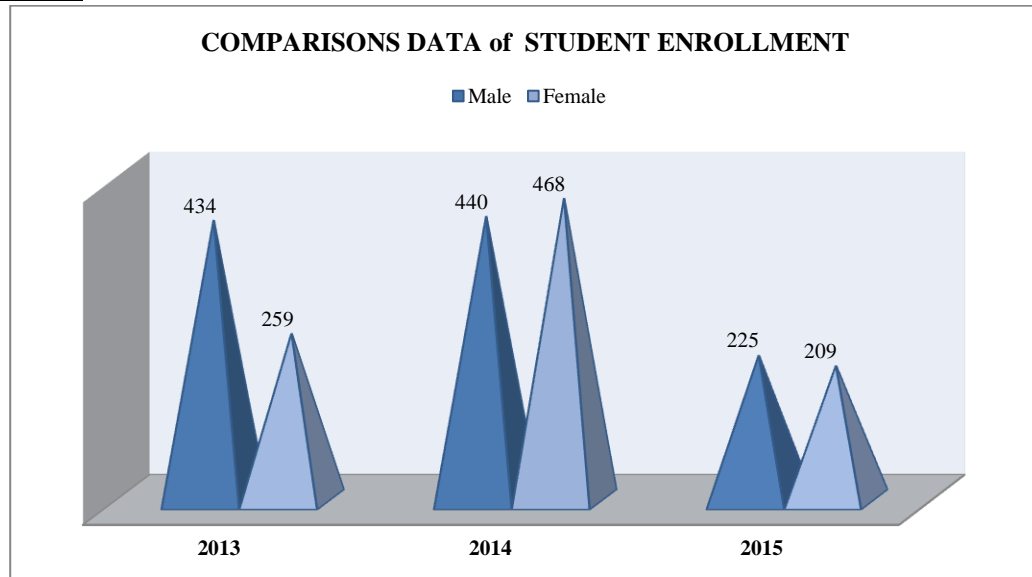
**9.4 SUMMARY DATA of STUDENT ENROLLMENT**

Year of Collection	Summary Data of Student Enrollment per Year
2013	693
2014	908
2015	434



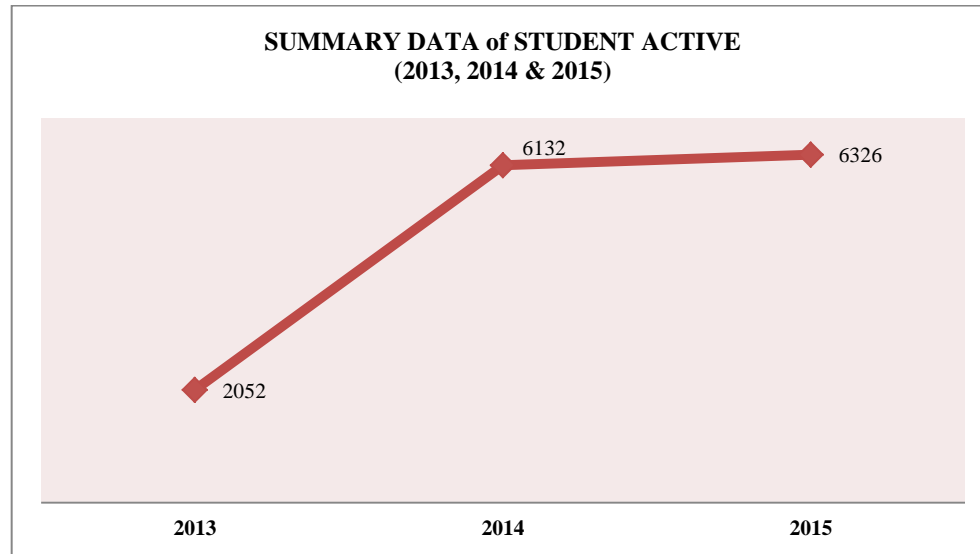
**9.5 COMPARISONS DATA of STUDENT ENROLLMENT**

Comparisons Data of Student Enrollment	Year of Collection		
	2013	2014	2015
Male	434	440	225
Female	259	468	209



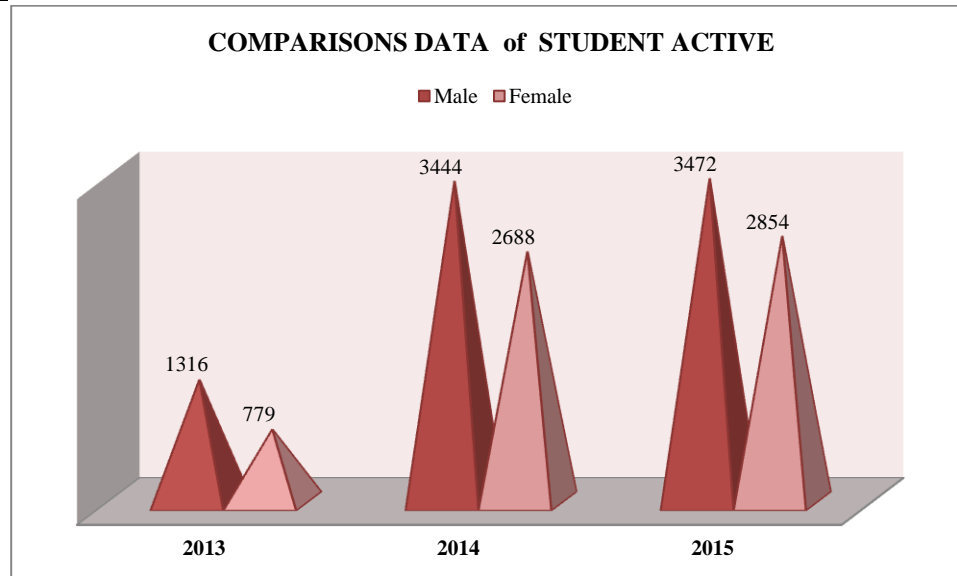
**9.6 SUMMARY DATA of STUDENT ACTIVE**

Year of Collection	Summary Data of Student Active per Year
2013	2052
2014	6132
2015	6326



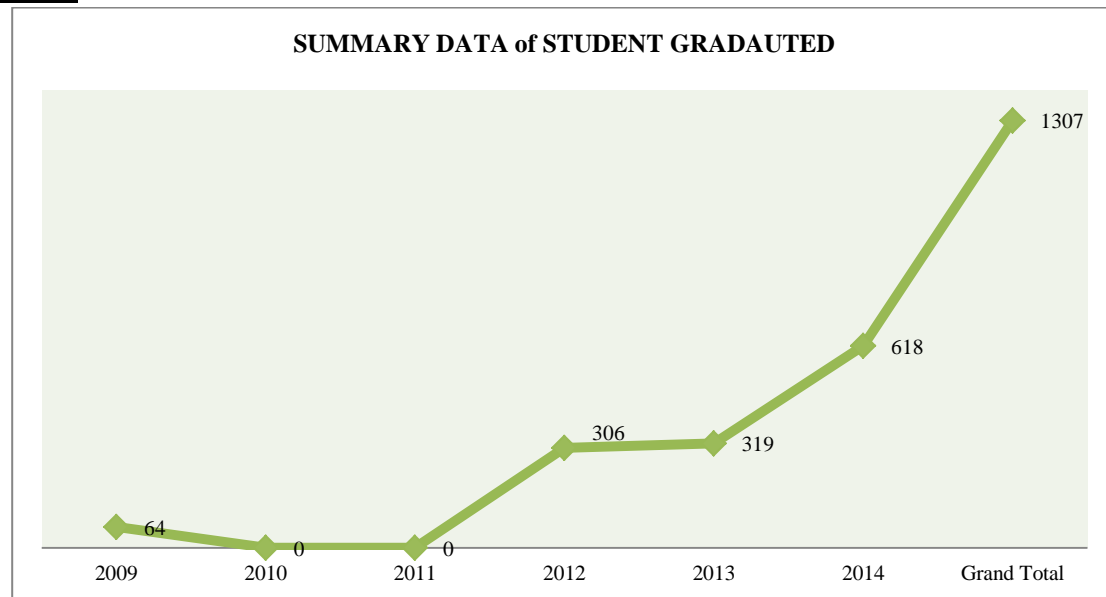
**9.7 COMPARISONS DATA of STUDENT ACTIVE**

Comparisons Data of Student Active	Year of Collection		
	2013	2014	2015
Male	1316	3444	3472
Female	779	2688	2854



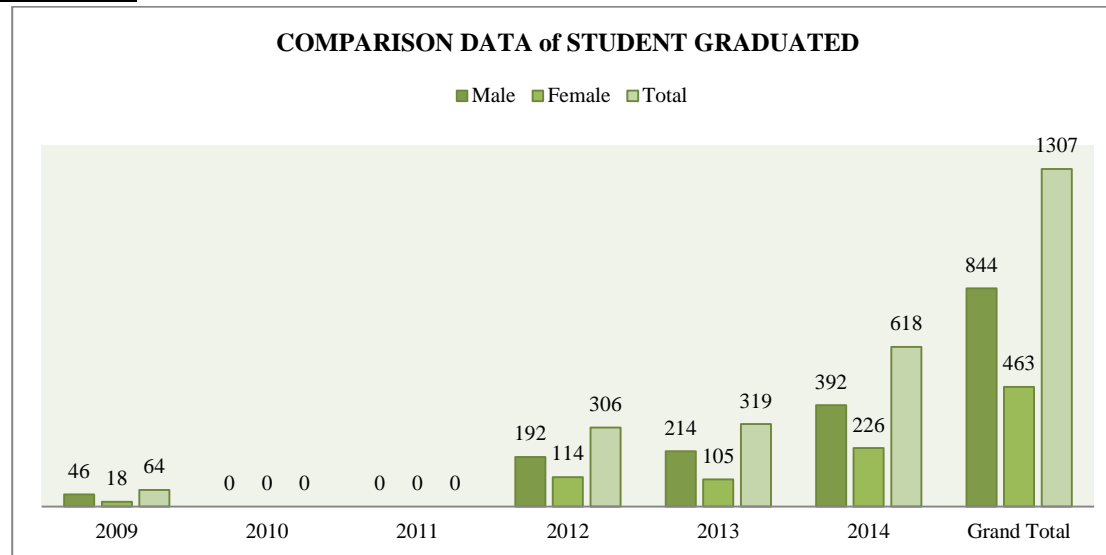
**9.8 SUMMARY DATA of STUDENT GRADAUTED**

Year of Collection	Summary Data of Student Graduated
2009	64
2010	0
2011	0
2012	306
2013	319
2014	618
Grand Total	1307



**9.9 COMPARISONS DATA of STUDENT GRADAUTED**

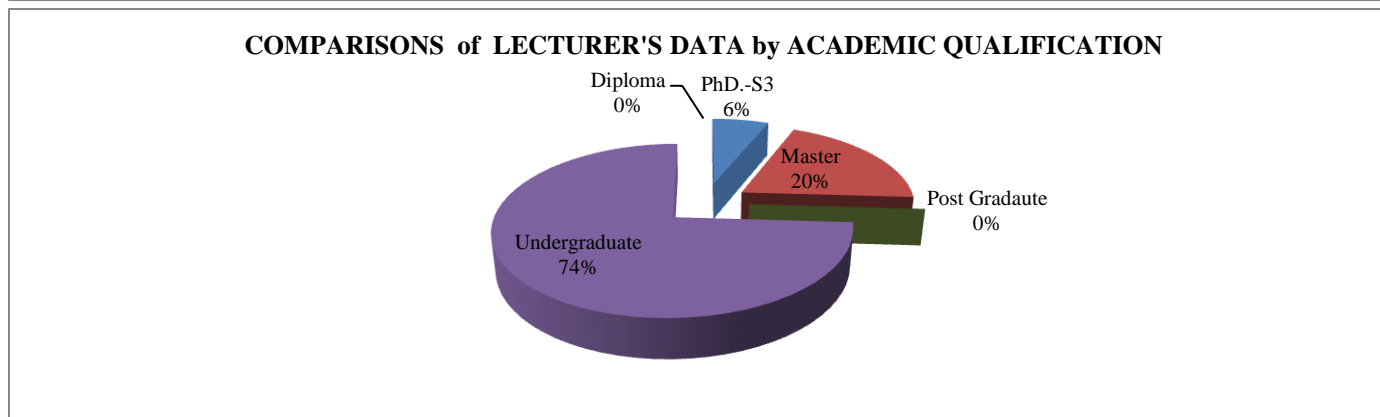
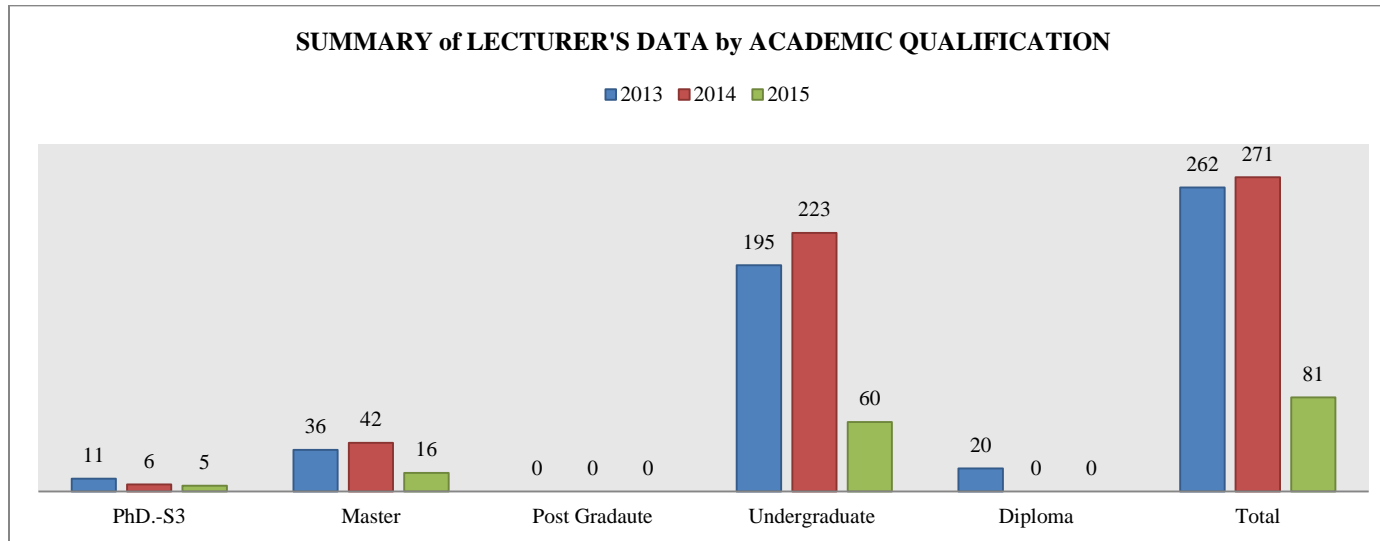
Year of Collection	Comparisons Data of Student Graduated		
	Male	Female	Total
2009	46	18	64
2010	0	0	0
2011	0	0	0
2012	192	114	306
2013	214	105	319
2014	392	226	618
Grand Total	844	463	1307



**9.10 LECTURER DATA**

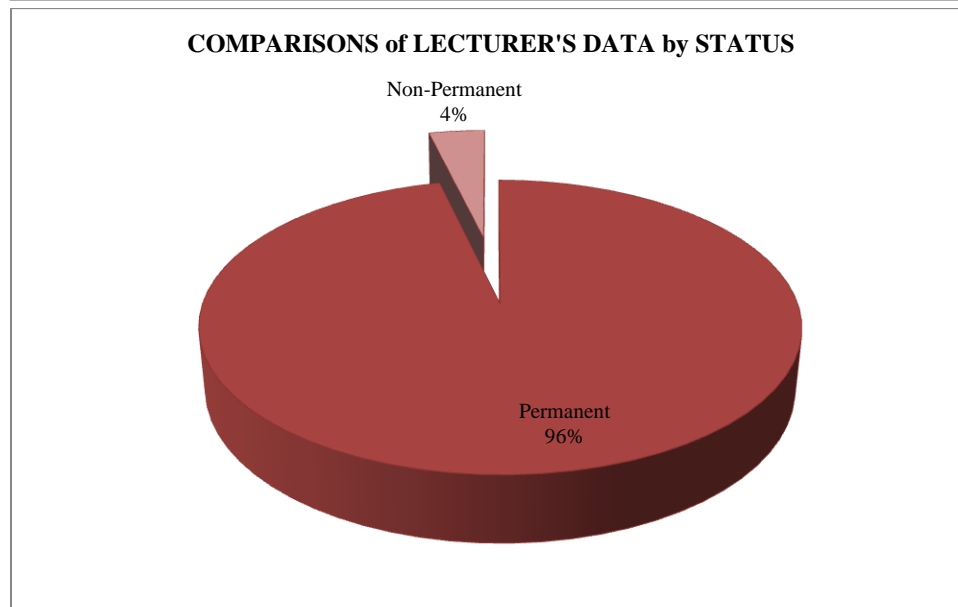
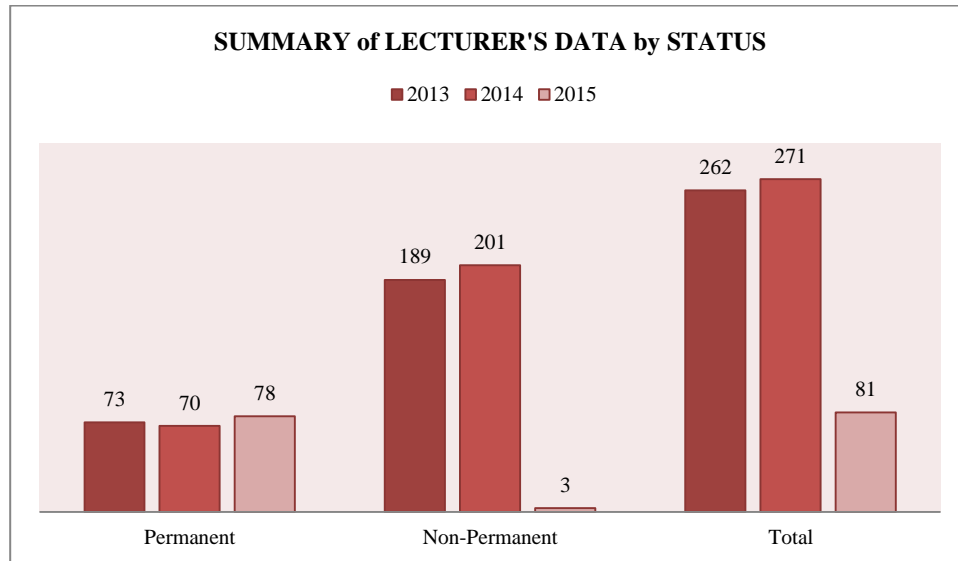
9.10.1 by Academic Qualification

Year of Collection	Summary of Lecturer's Data by Academic Qualification					
	PhD.-S3	Master	Post Graduate	Undergraduate	Diploma	Total
2013	11	36	0	195	20	262
2014	6	42	0	223	0	271
2015	5	16	0	60	0	81



9.10.2 by Status

Year of Collection	Summary of Lecturer's Data by Status		
	Permanent	Non-Permanent	Total
2013	73	189	262
2014	70	201	271
2015	78	3	81





9.10.3 by Gender

Year of Collection	Summary of Lecturer's Data by Gender		
	Male	Female	Total
2013	220	42	262
2014	224	47	271
2015	60	21	81

