

8.1 GENERAL INFORMATION, STRUCTURE & CONTACT LIST

Name of the Institution	East Timor Institute of Business (IOB)
Status of Institution	Private Institute
Address	Praia dos Coqueiro Comoro, Dili
Office Phone Number	1. 77898004
	2. 77947723
	3. 77811374
E-mail	1. iofbusiness@gmail.com
	2. natabarretoximenes@gmail.com
	3. match_ossu84@yahoo.com
Website	www.iob-tl.com
Date of Establishment	20 August 2002
Accreditation Status	Accredited (Licensure and Institutional Accreditation)
Score	1 st Round (79, 49%)
Year of Accreditation	2008

Position	Name	Mobile Number	E-mail
Rector	DR. Augusto da C. Soares, SE.MM	77889000	asoares27@yahoo.com
Vice Rector for Academic and Finance Affairs	Agostinho Coelho, L.Ec.MM	77898004	
Vice Rector for Student and cooperation Affairs	Natalino A.B.Ximenes, S.Kom.,Bit,(Hon)	77947723	natabarretoximenes@gmail.com
Dean of Faculty of Economy and business	Guilhermino Paulo do S. Barreto.,SE	75777353	paulobarreto653@gmail.com
Dean of Faculty of Information Communication and Technology (ICT)	Gabriel Neves,S.Kom, M.Kom	73222064	gajosft@yahoo.com gajosoft@IOB-TL.com aitoinanan@yahoo.com
Quality Control IOB	Mateus da Silva S.Pd	7781 1374	match_ossu84@yahoo.com

8.2 LECTURER DATA

Classification by Gender	
Male	79
Female	19
Total	98
Classification by Academic Qualification	
PhD.-S3	9
Master Degree	21
Post Graduate Degree	0
Undergraduate Degree	68
Diploma Degree	0
Total	98
Classification by Status	
Permanent	49
Part-time	44
International Guest Lecturers	5
Total	98

Descriptions	2015		
	Male	Female	Total
Qualification by Permanent			
PhD.-S3	3	0	3
Master Degree	12	3	15
Post Graduate Degree	0	0	0
Undergraduate Degree	22	9	31
Diploma Degree	0	0	0
Total	37	12	49
Qualification by Part-time			
PhD.-S3	1	0	1
Master Degree	6	0	6
Post Graduate Degree	0	0	0
Undergraduate Degree	31	6	37
Diploma Degree	0	0	0
Total	38	6	44
International Guest Lecture			
PhD.-S3	4	1	5
Master Degree	0	0	0
Post Graduate Degree	0	0	0
Undergraduate Degree	0	0	0
Diploma Degree	0	0	0
Total	4	1	5

8.3 **STUDENT DATA**

Faculty	Departments	Categories	Academic Years		
			2015		
			M	F	T
Regular Classes/Diploma-III					
Faculty of Economy	Finance Management	Enrollment	0	0	0
		Current/Active Student	16	31	47
		On leave	0	0	0
		Transfer	0	0	0
		Graduated	38	83	121
	General Management	Enrollment	0	0	0
		Current/Active Student	15	9	24
		On leave	0	0	0
		Transfer	0	0	0
		Graduated	21	15	36
	Accounting	Enrollment	0	0	0
		Current/Active Student	17	13	30
		On leave	0	0	0
		Transfer	0	0	0
		Graduated	26	41	27
Faculty of Computer Sciences	IT Management	Enrollment	0	0	0
		Current/Active Student	195	98	293
		On leave	0	0	0
		Transfer	0	0	0
		Graduated	195	183	378
	Informatics Engineering	Enrollment	0	0	0
		Current/Active Student	0	0	0
		On leave	0	0	0
		Transfer	0	0	0
		Graduated	0	0	0

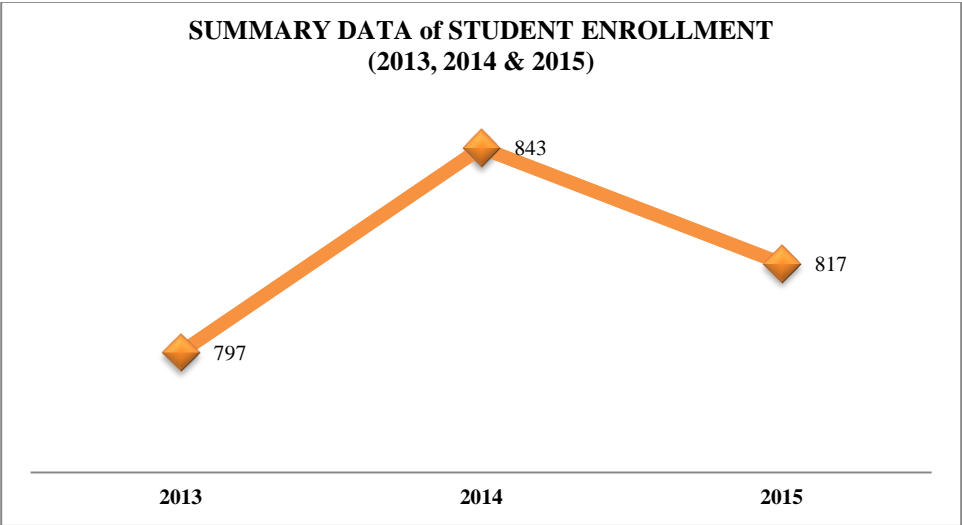
	Computer Accounting	Enrollment	2	6	8
		Current/Active Student	0	0	0
		On leave	0	0	0
		Transfer	0	0	0
		Graduated	0	0	0
Regular Classes / Undergraduate-S1					
Faculty of Economy	Finance Management	Enrollment	40	178	218
		Current/Active Student	106	347	453
		On leave	1	7	8
		Transfer	0	0	0
		Graduated	97	142	239
	General Management	Enrollment	28	32	60
		Current/Active Student	58	108	166
		On leave	2	4	6
		Transfer	0	0	0
		Graduated	156	78	234
	Accounting	Enrollment	23	84	107
		Current/Active Student	112	468	580
		On leave	3	3	6
		Transfer	0	0	0
		Graduated	74	64	138
	Development Study	Enrollment	27	17	44
		Current/Active Student	22	12	34
On leave		0	0	0	
Transfer		0	0	0	
Graduated		0	0	0	
Faculty of	IT Management	Enrollment	51	76	127
		Current/Active Student	291	294	585
		On leave	12	5	17
		Transfer	0	0	0
		Graduated	9	2	11

Engineering	Informatics Engineering	Enrollment	194	59	253
		Current/Active Student	371	98	469
		On leave	5	4	9
		Transfer	0	0	0
		Graduated	0	0	0
Department / Master Degree					
Faculty of Economy	Magister of Management	Enrollment	0	0	0
		Current/Active Student	0	0	0
		On leave	0	0	0
		Transfer	0	0	0
		Graduated	0	0	0
Parallel Class of Maliana / Undergraduate-S1					
Faculty of Economy	Finance Management	Enrollment	0	0	0
		Current/Active Student	0	0	0
		On leave	0	0	0
		Transfer	0	0	0
		Graduated	0	0	0
	General Management	Enrollment	0	0	0
		Current/Active Student	51	56	107
		On leave	0	0	0
		Transfer	0	0	0
		Graduated	0	0	0
Parallel Class of Baucau / Undergraduate-S1					
Faculty of Economy	Finance Management	Enrollment	0	0	0
		Current/Active Student	14	16	30
		On leave	0	0	0
		Transfer	0	0	0
		Graduated	0	0	0
	IT Management	Enrollment	0	0	0
		Current/Active Student	5	6	11
		On leave	0	0	0

		Transfer	0	0	0
		Graduated	0	0	0
Parallel Class of Ermera / Undergraduate-S1					
Faculty of Economy	Finance Management	Enrollment	0	0	0
		Current/Active Student	0	0	0
		On leave	0	0	0
		Transfer	0	0	0
		Graduated	0	0	0
	General Management	New Enrollment	0	0	0
		Current/Active Student	29	13	42
		On leave	2	0	2
		Transfer	0	0	0
		Graduated	0	0	0
Parallel Class of Viqueque / Undergraduate-S1					
Faculty of Economy	Finance Management	New Enrollment	0	0	0
		Current/Active Student	0	0	0
		On leave	0	0	0
		Transfer	0	0	0
		Graduated	0	0	0
	General Management	New Enrollment	0	0	0
		Current/Active Student	0	0	0
		On leave	0	0	0
		Transfer	0	0	0
		Graduated	0	0	0

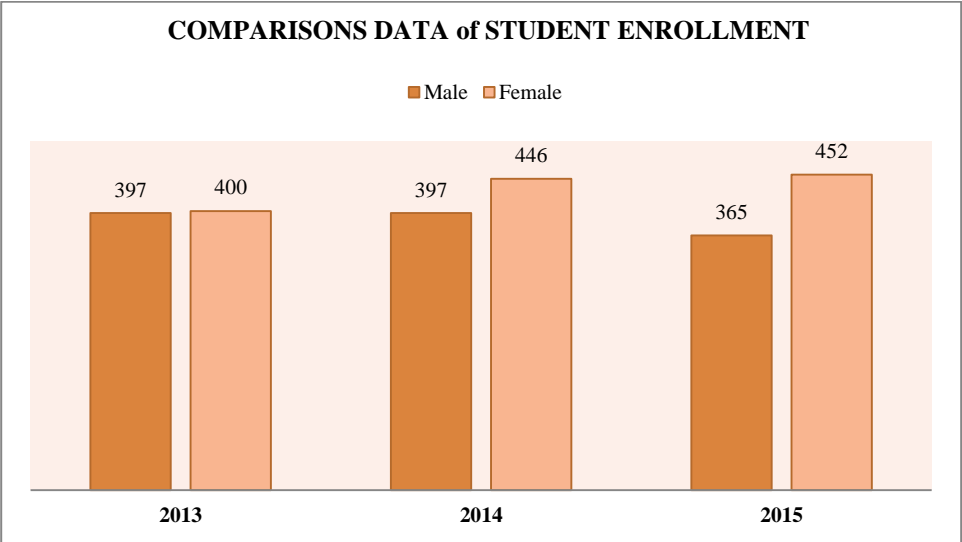
8.4 SUMMARY DATA of STUDENT ENROLLMENT

Year of Collection	Summary Data of Student Enrollment
2013	797
2014	843
2015	817



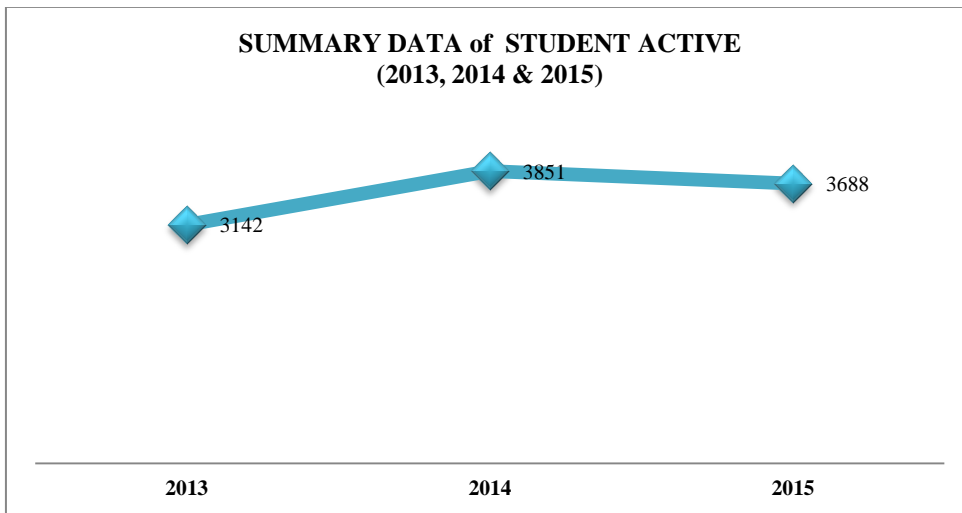
8.5 COMPARISONS DATA of STUDENT ENROLLMENT

Comparisons Data of Student Enrollment	Year of Collection		
	2013	2014	2015
Male	397	397	365
Female	400	446	452



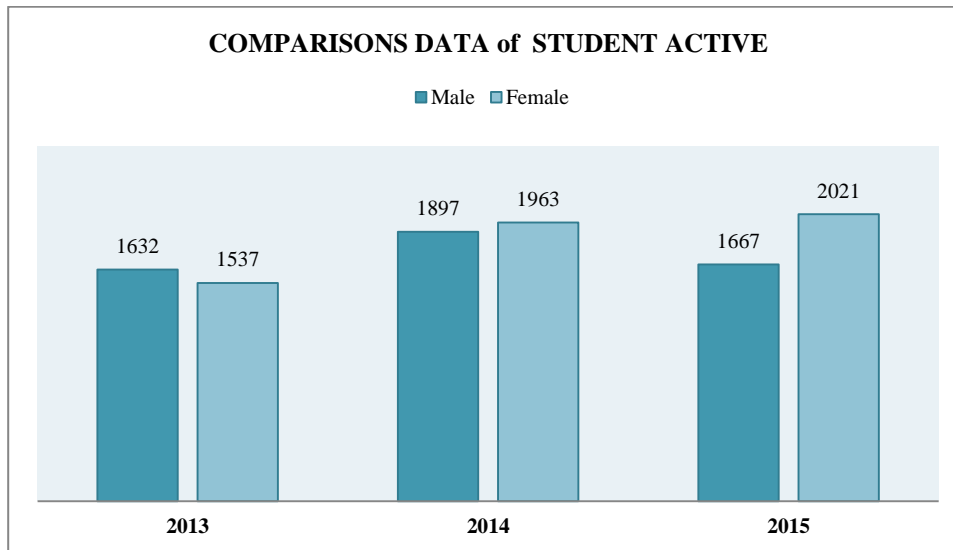
8.6 SUMMARY DATA of STUDENT ACTIVE

Year of Collection	Summary Data of Student Active per Year
2013	3142
2014	3851
2015	3688



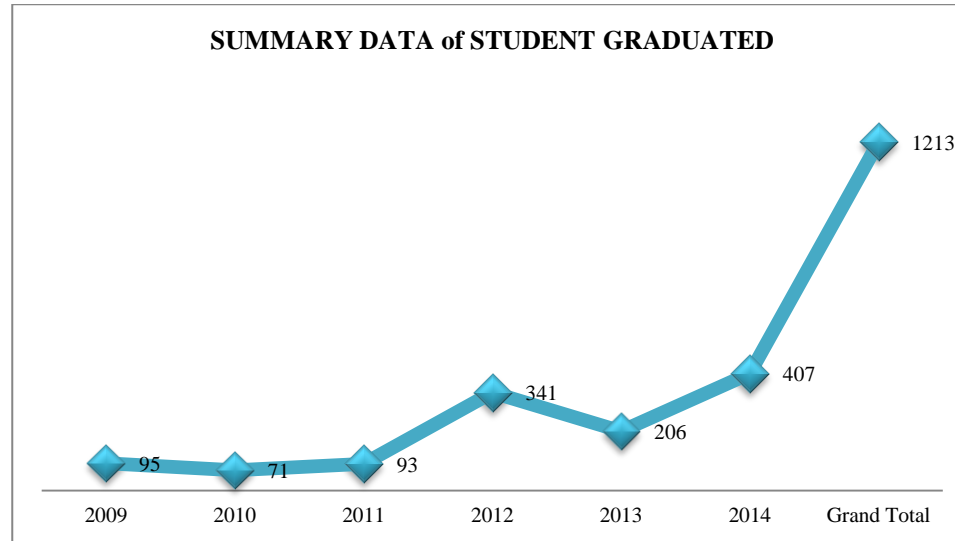
8.7 COMPARISONS DATA of STUDENT ACTIVE

Year of Collection	Comparisons Data of Student Enrollment		
	2013	2014	2015
Male	1632	1897	1667
Female	1537	1963	2021



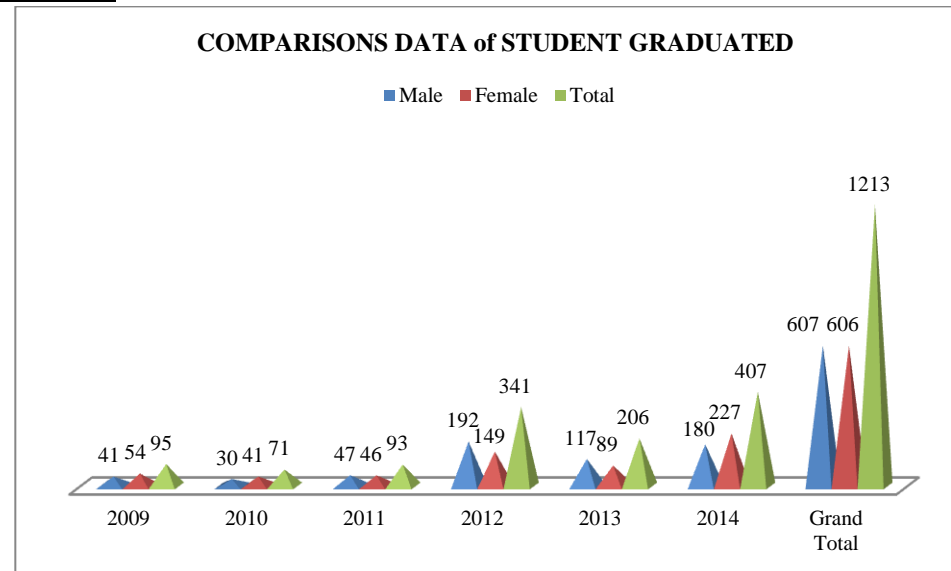
8.8 SUMMARY DATA of STUDENT GRADUATED

Year of Collection	Summary Data of Student Graduated
2009	95
2010	71
2011	93
2012	341
2013	206
2014	407
Grand Total	1213



8.9 COMPARISONS DATA of STUDENT GRADUATED

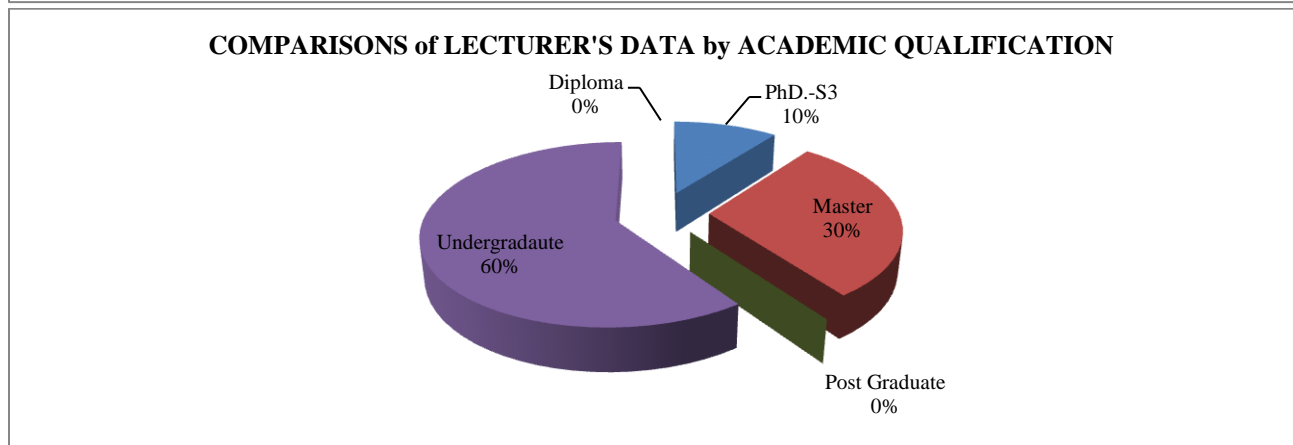
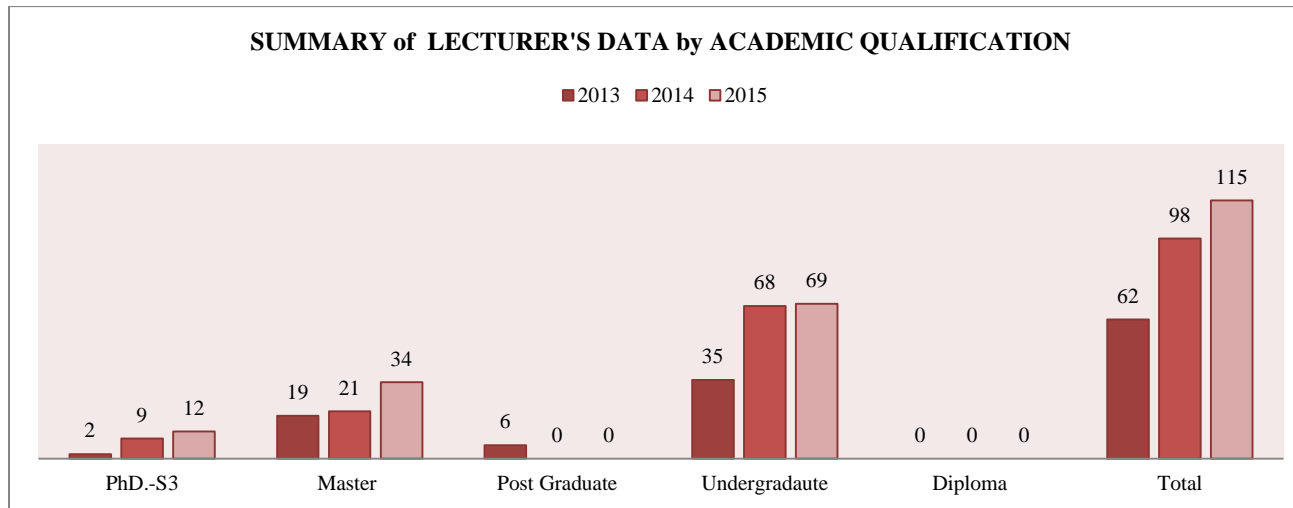
Year of Collection	Comparisons Data of Student Graduated		
	Male	Female	Total
2009	41	54	95
2010	60	43	103
2011	35	26	61
2012	195	146	341
2013	117	89	206
2014	181	226	407
Grand Total	607	606	1213



8.10 LECTURER DATA

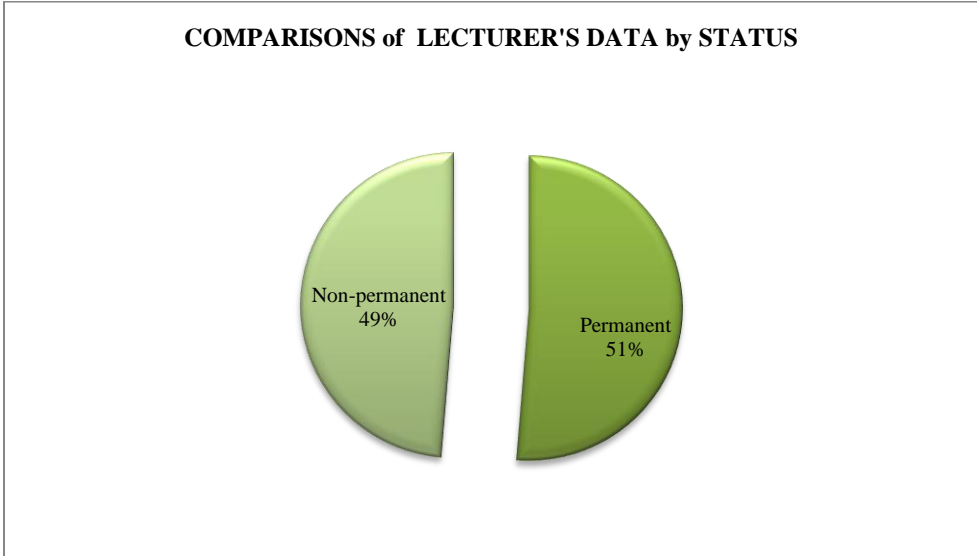
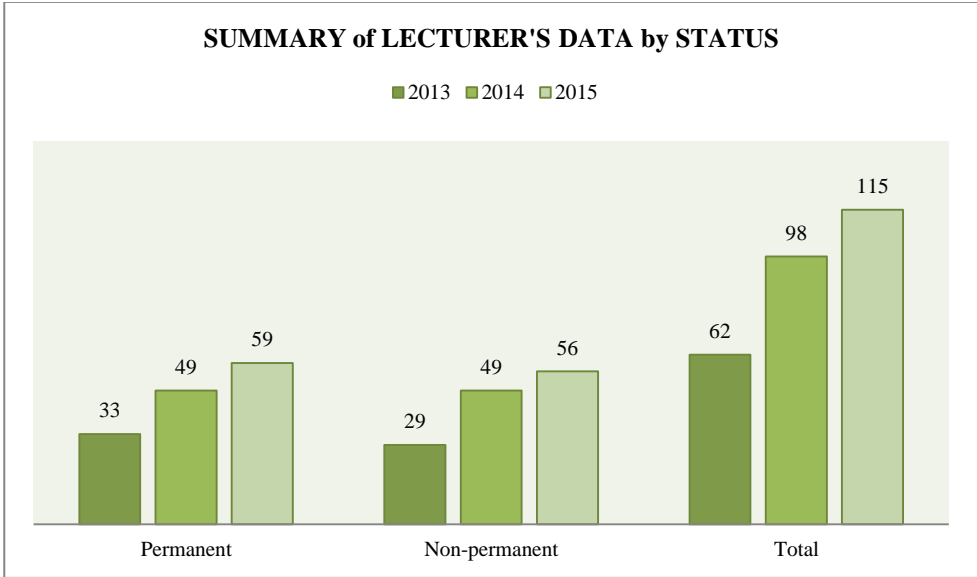
8.10.1 by Academic Qualification

Year of Collection	Summary of Lecturer's Data by Academic Qualification					Total
	PhD.-S3	Master	Post Graduate	Undergraduate	Diploma	
2013	2	19	6	35	0	62
2014	9	21	0	68	0	98
2015	12	34	0	69	0	115



8.10.2 by Status

Year of Collection	Summary of Lecturer's Data by Status		
	Permanent	Non-permanent	Total
2013	33	29	62
2014	49	49	98
2015	59	56	115



8.10.3 by Gender

Year of Collection	Summary of Lecturer's Data by Gender		
	Male	Female	Total
2013	44	18	62
2014	79	19	98
2015	91	24	115

