

1.1 GENERAL INFORMATION, STRUCTURE and CONTACT LIST

| | |
|--------------------------------|--------------------------------------------------------------------------------|
| Name of the Institution | Universidade Nacional Timor Lorosa'e (UNTL) |
| Status of Institution | Public University |
| Address | Avenida Cidade de Lisboa Dili, Timor Leste |
| Office Phone Number | 1. 3321210 2. 3311556 |
| E-mail | reitoriauntl@yahoo.com |
| Website | Untl-timorleste.blogspot.com |
| Date of Establishment | 17 November 2000 |
| Accreditation Status | Accredited (Licensure and Initial Accreditation) |
| Score | 1 st Round (78, 64 %) |
| Year of Accreditation | 2008 |

| Position | Name | Mobile Number | E-mail |
|-------------------------------------------------------------------|---------------------------------------------|------------------------|----------------------------------------------------------------------------------------------------------------------------------------|
| Rector | Aurélio Guterres, PhD | 7723 1552 7732 7272 | reitoria@reit.untl.edu.tl |
| Vice-Rector for-Graduate and Research | Prof.Dr. Francisco Martins, PhD. | - | - |
| Vice Rector for Academic Affairs | Edmundo Viegas, PhD. | 7727 0212 | edmviegas@gmail.com |
| Vice Rector for Student Affairs | Eng.Zeferino Viegas Tilma, M.Appl.Sc | 777402006 | Ztilma1411@hotmail.com / ztilma1411@gmail.com |
| Vice Rector for Infrastructure and Grand Projects | Ananias Barreto, MM | 77327596 | ananiasbarreto@yahoo.com |
| Pro-Rector for Inspection, Evaluation and Quality Control Affairs | Constâncio António Pinto, M.Eng | 773277442 | Zeca_nana@yahoo.com |
| Vice-Rector for Counseling | Madre Esmeralda P.de Araujo, F.dcc | 7732 7440 | mdresmeraldar@yahoo.com |
| Vice-Rector for Cooperation | Eng ^a .Lígia Tómas Correia, M.Sc | - | Prkooperasaun.untl@gmail.com |
| General Director for Academic Adm. | Jacinto H.S.Belo, M.CGE. Eng | 77327473 | Reitoria.untl@gmail.com |
| Executive Direct for the Rector's Office | Jacinto H.S.Belo, M.CGE. Eng | 77327473 | Reitoria.untl@gmail.com |
| General Director for Evaluation Academic | Armindo Leto Fatima, L.DC | 771278201 | arminoletto@gmail.com |
| General Manager | Mateus Fernandes, L.Ec | 77327075 | fernandesm@ad.untl.edu.tl |
| National Director for Adm. and Finance | Luizinha Sarmiento, L.Ec | 77327611 | sarmiento@ad.untl.edu.tl |
| National Director for Human Resource Management | Ofelia Vilhena Ribeiro, L.Ap | 77238330 | - |

1.2 LECTURER DATA

| Classification by Gender | |
|------------------------------------------|-----|
| Male | 382 |
| Female | 118 |
| Total | 500 |
| Classification by Academic Qualification | |
| PhD.-S3 | 29 |
| Master Degree | 290 |
| Post Graduate Degree | 15 |
| Undergraduate Degree | 154 |
| Diploma Degree | 12 |
| Total | 500 |
| Classification by Status | |
| Public Servant | 375 |
| Part-time | 75 |
| International Guest Lecturer | 50 |
| Total | 500 |

| Descriptions | 2015 | | |
|---------------------------------|------|--------|-------|
| | Male | Female | Total |
| Qualification by Part-time | | | |
| PhD.-S3 | 2 | 0 | 2 |
| Master Degree | 26 | 0 | 26 |
| Post Graduate Degree | 0 | 0 | 0 |
| Undergraduate Degree | 36 | 11 | 47 |
| Diploma Degree | 0 | 0 | 0 |
| Total | 64 | 11 | 75 |
| Qualification by Public Servant | | | |
| PhD.-S3 | 14 | 2 | 16 |
| Master Degree | 195 | 36 | 231 |
| Post Graduate Degree | 12 | 3 | 15 |
| Undergraduate Degree | 64 | 37 | 101 |
| Diploma Degree | 11 | 1 | 12 |
| Total | 296 | 79 | 375 |
| International Guest Lecturer | | | |
| PhD.-S3 | 6 | 5 | 11 |
| Master Degree | 15 | 18 | 33 |
| Post Graduate Degree | 0 | 0 | 0 |
| Undergraduate Degree | 1 | 5 | 6 |
| Diploma Degree | 0 | 0 | 0 |
| Sub Total | 22 | 28 | 50 |

1.3 STUDENT DATA

| Faculty | Departments | Categories | Academic Years | | |
|------------------------|----------------------------------------|------------------------|----------------|-----|-----|
| | | | 2015 | | |
| | | | M | F | T |
| Faculty of Agriculture | Agronomy | Enrollment | 33 | 24 | 57 |
| | | Current/Active Student | 200 | 79 | 279 |
| | | On leave | 0 | 0 | 0 |
| | | Transfer | 0 | 0 | 0 |
| | | Graduated | 285 | 160 | 445 |
| | Agro-Economy | Enrollment | 18 | 22 | 40 |
| | | Current/Active Student | 128 | 162 | 290 |
| | | On leave | 0 | 0 | 0 |
| | | Transfer | 0 | 0 | 0 |
| | | Graduated | 213 | 119 | 332 |
| | Livestock | Enrollment | 27 | 28 | 55 |
| | | Current/Active Student | 217 | 121 | 338 |
| | | On leave | 0 | 0 | 0 |
| | | Transfer | 0 | 0 | 0 |
| | | Graduated | 237 | 132 | 369 |
| | Animal Health | Enrollment | 22 | 37 | 59 |
| | | Current/Active Student | 102 | 69 | 171 |
| On leave | | 0 | 0 | 0 | |
| Transfer | | 0 | 0 | 0 | |
| Graduated | | 31 | 19 | 50 | |
| Faculty of Economy | Management | Enrollment | 33 | 38 | 71 |
| | | Current/Active Student | 227 | 298 | 525 |
| | | On leave | 0 | 0 | 0 |
| | | Transfer | 0 | 0 | 0 |
| | | Graduated | 429 | 490 | 919 |
| | Economy Sciences & Development Studies | Enrollment | 19 | 26 | 45 |
| | | Current/Active Student | 264 | 227 | 491 |
| | | On leave | 0 | 0 | 0 |
| | | Transfer | 0 | 0 | 0 |
| | | Graduated | 409 | 226 | 635 |

| | | | | | |
|---------------------------------|-----------------------|------------------------|-----|-----|-----|
| | Trade and Tourism | Enrollment | 24 | 37 | 61 |
| | | Current/Active Student | 147 | 215 | 362 |
| | | On leave | 0 | 0 | 0 |
| | | Transfer | 0 | 0 | 0 |
| | | Graduated | 48 | 65 | 113 |
| | Accounting | Enrollment | 25 | 37 | 62 |
| | | Current/Active Student | 0 | 0 | 0 |
| | | On leave | 0 | 0 | 0 |
| | | Transfer | 0 | 0 | 0 |
| | | Graduated | 0 | 0 | 0 |
| Faculty of Educational Sciences | Biology | Enrollment | 37 | 94 | 131 |
| | | Current/Active Student | 164 | 270 | 434 |
| | | On leave | 0 | 0 | 0 |
| | | Transfer | 0 | 0 | 0 |
| | | Graduated | 193 | 226 | 419 |
| | Chemistry (Regular) | Enrollment | 64 | 71 | 135 |
| | | Current/Active Student | 201 | 219 | 420 |
| | | On leave | 0 | 0 | 0 |
| | | Transfer | 0 | 0 | 0 |
| | | Graduated | 153 | 127 | 280 |
| | Chemistry (Extension) | Enrollment | 0 | 0 | 0 |
| | | Current/Active Student | 0 | 0 | 0 |
| | | On leave | 0 | 0 | 0 |
| | | Transfer | 0 | 0 | 0 |
| | | Graduated | 0 | 0 | 0 |
| | English | Enrollment | 22 | 51 | 73 |
| | | Current/Active Student | 284 | 221 | 505 |
| | | On leave | 0 | 0 | 0 |
| | | Transfer | 0 | 0 | 0 |
| | | Graduated | 313 | 168 | 481 |
| | | Enrollment | 41 | 101 | 142 |

| | | | | | |
|-----------|------------------------|------------------------|-----|-----|-----|
| | Mathematics | Current/Active Student | 227 | 93 | 320 |
| | | On leave | 0 | 0 | 0 |
| | | Transfer | 0 | 0 | 0 |
| | | Graduated | 272 | 134 | 406 |
| | Melayu Language | Enrollment | 0 | 0 | 0 |
| | | Current/Active Student | 1 | 0 | 1 |
| | | On leave | 0 | 0 | 0 |
| | | Transfer | 0 | 0 | 0 |
| | | Graduated | 117 | 36 | 153 |
| | Physics (Regular) | Enrollment | 79 | 56 | 135 |
| | | Current/Active Student | 171 | 119 | 290 |
| | | On leave | 0 | 0 | 0 |
| | | Transfer | 0 | 0 | 0 |
| | | Graduated | 219 | 131 | 350 |
| | Physics (Extension) | Enrollment | 0 | 0 | 0 |
| | | Current/Active Student | 0 | 0 | 0 |
| | | On leave | 0 | 0 | 0 |
| | | Transfer | 0 | 0 | 0 |
| | | Graduated | 0 | 0 | 0 |
| | Portuguese Language | Enrollment | 50 | 57 | 107 |
| | | Current/Active Student | 176 | 267 | 443 |
| | | On leave | 0 | 0 | 0 |
| | | Transfer | 0 | 0 | 0 |
| | | Graduated | 175 | 160 | 335 |
| | Sport Education | Enrollment | 22 | 19 | 41 |
| | | Current/Active Student | 98 | 34 | 132 |
| | | On leave | 0 | 0 | 0 |
| Transfer | | 0 | 0 | 0 | |
| Graduated | | 5 | 2 | 7 | |
| | Enrollment | 40 | 55 | 95 | |
| | Current/Active Student | 98 | 168 | 266 | |

| | | | | | | |
|-----------------------|-------------------------------------------------|------------------------|------------------------|----|-----|----|
| | Teacher Training for Initial Series (Regular) | On leave | 0 | 0 | 0 | |
| | | Transfer | 0 | 0 | 0 | |
| | | Graduated | 49 | 84 | 133 | |
| | Teacher Training for Initial Series (Extension) | Enrollment | 6 | 27 | 33 | |
| | | Current/Active Student | 0 | 0 | 0 | |
| | | On leave | 0 | 0 | 0 | |
| | | Transfer | 0 | 0 | 0 | |
| | | Graduated | 0 | 0 | 0 | |
| | Language Tetum | Enrollment | 23 | 22 | 45 | |
| | | Current/Active Student | 0 | 0 | 0 | |
| | | On leave | 0 | 0 | 0 | |
| | | Transfer | 0 | 0 | 0 | |
| | | Graduated | 0 | 0 | 0 | |
| Faculty of Philosophy | Philosophy | Enrollment | 42 | 11 | 35 | |
| | | Current/Active Student | 67 | 48 | 115 | |
| | | On leave | 0 | 0 | 0 | |
| | | Transfer | 0 | 0 | 0 | |
| | | Graduated | 0 | 0 | 0 | |
| | Civil Construction | Enrollment | 41 | 8 | 49 | |
| | | Current/Active Student | 230 | 29 | 259 | |
| | | On leave | 0 | 0 | 0 | |
| | | Transfer | 0 | 0 | 0 | |
| | | Graduated | 274 | 54 | 328 | |
| | Electronic | Enrollment | 0 | 0 | 0 | |
| | | Current/Active Student | 284 | 28 | 312 | |
| | | On leave | 0 | 0 | 0 | |
| | | Transfer | 0 | 0 | 0 | |
| | | Graduated | 243 | 50 | 293 | |
| | | | Enrollment | 32 | 3 | 35 |
| | | | Current/Active Student | 0 | 0 | 0 |
| | | | On leave | 0 | 0 | 0 |

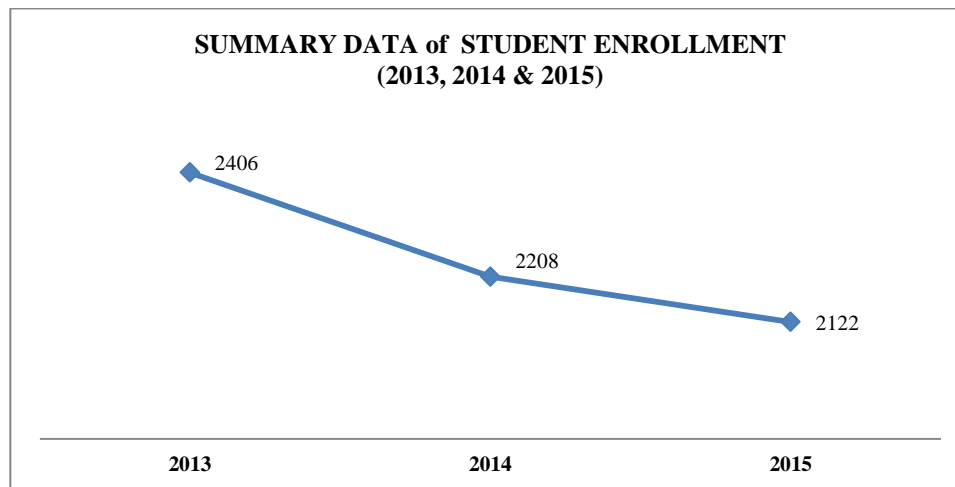
| | | | | | |
|----------------------------|------------------|------------------------|-----|-----|-----|
| Faculty of Engineering | Electro Technic | Transfer | 0 | 0 | 0 |
| | | Graduated | 11 | 2 | 13 |
| | Informatics | Enrollment | 32 | 7 | 39 |
| | | Current/Active Student | 90 | 158 | 248 |
| | | On leave | 0 | 0 | 0 |
| | | Transfer | 0 | 0 | 0 |
| | | Graduated | 75 | 76 | 151 |
| | Geology and Oil | Enrollment | 28 | 11 | 39 |
| | | Current/Active Student | 53 | 96 | 149 |
| | | On leave | 0 | 0 | 0 |
| | | Transfer | 0 | 0 | 0 |
| | | Graduated | 0 | 0 | 0 |
| | Mechanics | Enrollment | 17 | 1 | 18 |
| | | Current/Active Student | 169 | 10 | 179 |
| | | On leave | 0 | 0 | 0 |
| | | Transfer | 0 | 0 | 0 |
| Graduated | | 333 | 15 | 348 | |
| Faculty of Health Sciences | General Medicine | Enrollment | 20 | 15 | 35 |
| | | Current/Active Student | 95 | 110 | 205 |
| | | On leave | 0 | 0 | 0 |
| | | Transfer | 0 | 0 | 0 |
| | | Graduated | 438 | 400 | 838 |
| | Nursing | Enrollment | 5 | 15 | 20 |
| | | Current/Active Student | 110 | 170 | 280 |
| | | On leave | 0 | 0 | 0 |
| | | Transfer | 0 | 0 | 0 |
| | | Graduated | 191 | 137 | 328 |
| | Midwives | Enrollment | 0 | 20 | 20 |
| | | Current/Active Student | 0 | 290 | 290 |
| | | On leave | 0 | 0 | 0 |
| | | Transfer | 0 | 0 | 0 |

| | | | | | |
|--------------------------------------------|------------------------------------|------------------------|-----|-----|-----|
| | Pharmacy | Graduated | 0 | 215 | 215 |
| | | Enrollment | 8 | 16 | 24 |
| | | Current/Active Student | 18 | 16 | 34 |
| | | On leave | 0 | 0 | 0 |
| | | Transfer | 0 | 0 | 0 |
| | Nutrition | Graduated | 0 | 0 | 0 |
| | | Enrollment | 5 | 15 | 20 |
| | | Current/Active Student | 0 | 0 | 0 |
| | | On leave | 0 | 0 | 0 |
| | | Transfer | 0 | 0 | 0 |
| Faculty of Law | General Law | Graduated | 0 | 0 | 0 |
| | | Enrollment | 26 | 18 | 48 |
| | | Current/Active Student | 169 | 88 | 257 |
| | | On leave | 0 | 0 | 0 |
| | | Transfer | 0 | 0 | 0 |
| Faculty of Social Sciences and Politics | Community Development | Graduated | 36 | 19 | 55 |
| | | Enrollment | 36 | 26 | 62 |
| | | Current/Active Student | 172 | 79 | 251 |
| | | On leave | 0 | 0 | 0 |
| | | Transfer | 0 | 0 | 0 |
| | Governmental Sciences | Graduated | 99 | 53 | 152 |
| | | Enrollment | 36 | 19 | 55 |
| | | Current/Active Student | 192 | 65 | 257 |
| | | On leave | 0 | 0 | 0 |
| | | Transfer | 0 | 0 | 0 |
| | Public Administration (Regular) | Graduated | 594 | 186 | 780 |
| | | Enrollment | 23 | 29 | 52 |
| | | Current/Active Student | 175 | 195 | 370 |
| | | On leave | 0 | 0 | 0 |
| | | Transfer | 0 | 0 | 0 |
| | | Graduated | 477 | 317 | 794 |

| | | | | | |
|----------------------------------------------------|-------------------------------------------------------|------------------------|-----|-----|-----|
| | Public Administration (Extension) | Enrollment | 175 | 195 | 370 |
| | | Current/Active Student | 0 | 0 | 0 |
| | | On leave | 0 | 0 | 0 |
| | | Transfer | 0 | 0 | 0 |
| | | Graduated | 0 | 0 | 0 |
| | Social Communication | Enrollment | 33 | 33 | 66 |
| | | Current/Active Student | 146 | 189 | 335 |
| | | On leave | 0 | 0 | 0 |
| | | Transfer | 0 | 0 | 0 |
| | | Graduated | 4 | 8 | 12 |
| | Publics Policy | Enrollment | 34 | 14 | 48 |
| | | Current/Active Student | 120 | 82 | 202 |
| | | On leave | 0 | 0 | 0 |
| | | Transfer | 0 | 0 | 0 |
| | | Graduated | 1 | 2 | 3 |
| | Relations International (Regular) | Enrollment | 18 | 16 | 34 |
| | | Current/Active Student | 19 | 7 | 26 |
| | | On leave | 0 | 0 | 0 |
| | | Transfer | 0 | 0 | 0 |
| | | Graduated | 0 | 0 | 0 |
| | Relations International (Extension) | Enrollment | 0 | 0 | 0 |
| | | Current/Active Student | 0 | 0 | 0 |
| | | On leave | 0 | 0 | 0 |
| | | Transfer | 0 | 0 | 0 |
| | | Graduated | 0 | 0 | 0 |
| Faculty of Exact and Sciences (The New Faculty) | Exact and Sciences | Enrollment | 20 | 22 | 42 |
| | | Current/Active Student | 0 | 0 | 0 |
| | | On leave | 0 | 0 | 0 |
| | | Transfer | 0 | 0 | 0 |
| | | Graduated | 0 | 0 | 0 |
| | Bachelor Degree Diploma Course I (For Crippled) | Enrollment | 0 | 0 | 0 |
| | | Current/Active Student | 0 | 0 | 0 |
| | | On leave | 0 | 0 | 0 |
| | | Transfer | 0 | 0 | 0 |
| | | Graduated | 0 | 0 | 0 |

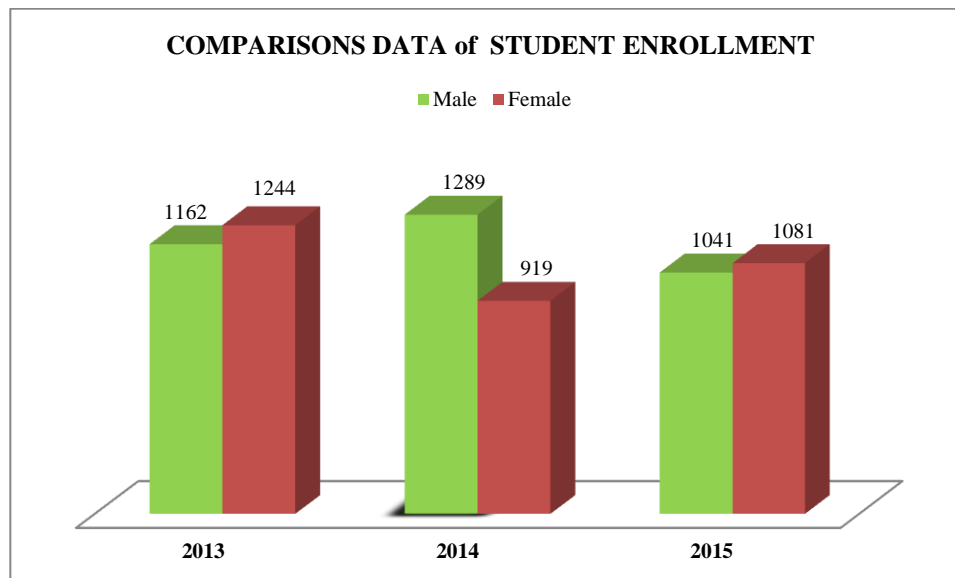
1.4 SUMMARY DATA of STUDENT ENROLLMENT

| Year of Collection | Summary Data of Student Enrollment per Year |
|--------------------|---------------------------------------------|
| 2013 | 2406 |
| 2014 | 2208 |
| 2015 | 2122 |



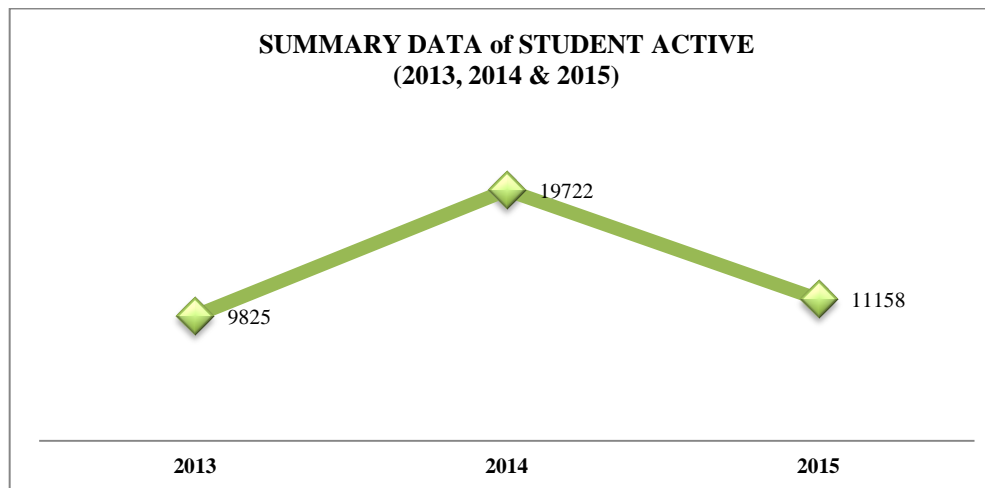
1.5 COMPARISONS DATA of STUDENT ENROLLMENT

| Comparisons Data of Student Enrollment | Year of Collection | | |
|----------------------------------------|--------------------|------|------|
| | 2013 | 2014 | 2015 |
| Male | 1162 | 1289 | 1041 |
| Female | 1244 | 919 | 1081 |



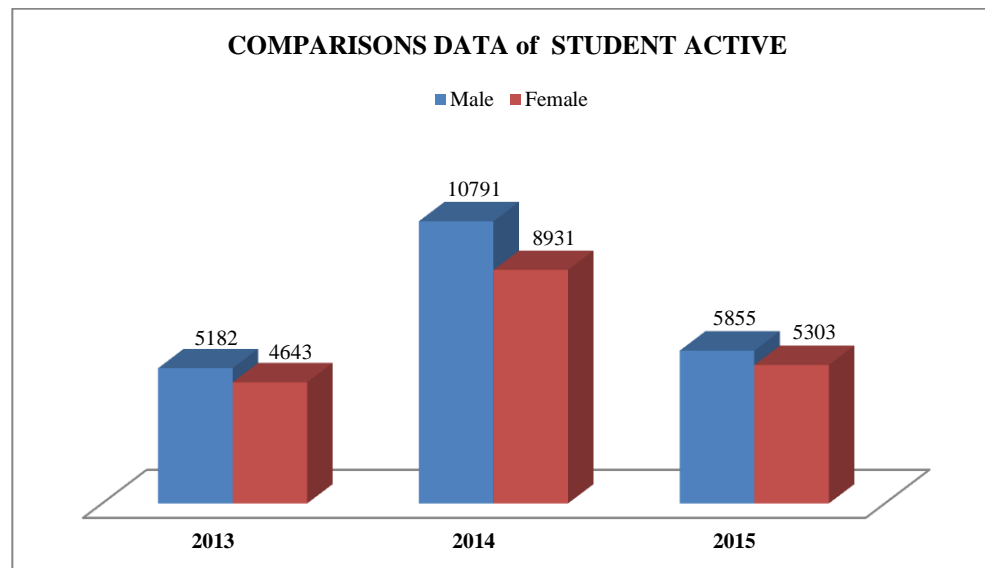
1.6 SUMMARY DATA of STUDENT ACTIVE

| Year of Collection | Summary Data of Student Active per Year |
|--------------------|-----------------------------------------|
| 2013 | 9825 |
| 2014 | 19722 |
| 2015 | 11158 |



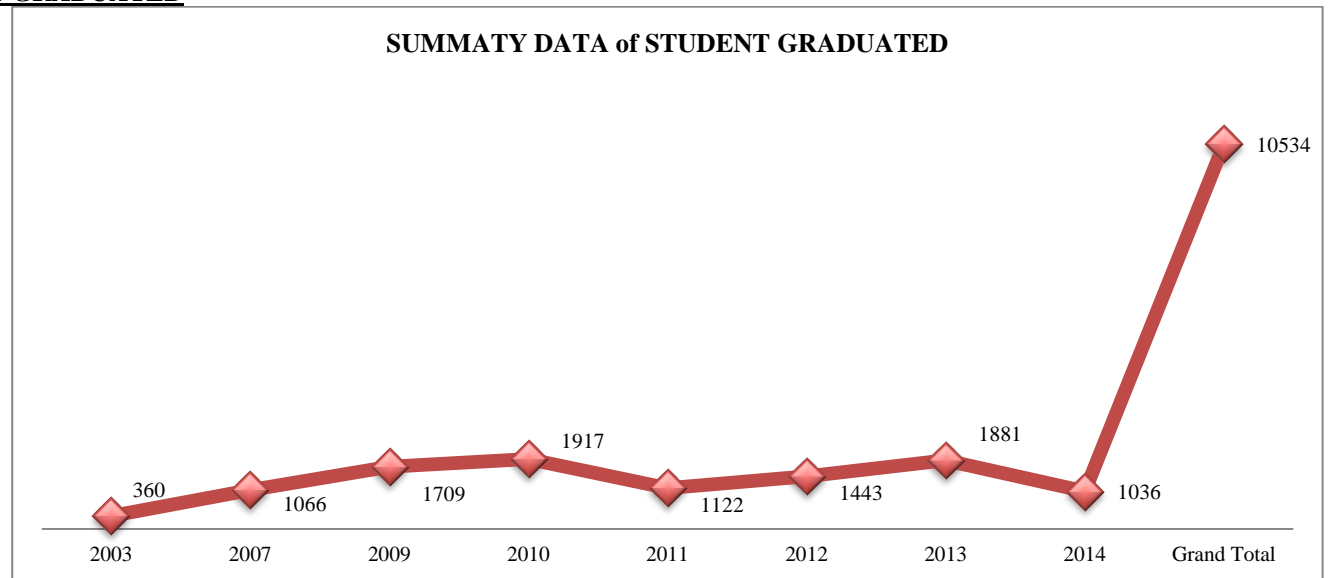
1.7 COMPARISONS DATA of STUDENT ACTIVE

| Comparisons Data of Student Active | Year of Collection | | |
|------------------------------------|--------------------|-------|------|
| | 2013 | 2014 | 2015 |
| Male | 5182 | 10791 | 5855 |
| Female | 4643 | 8931 | 5303 |



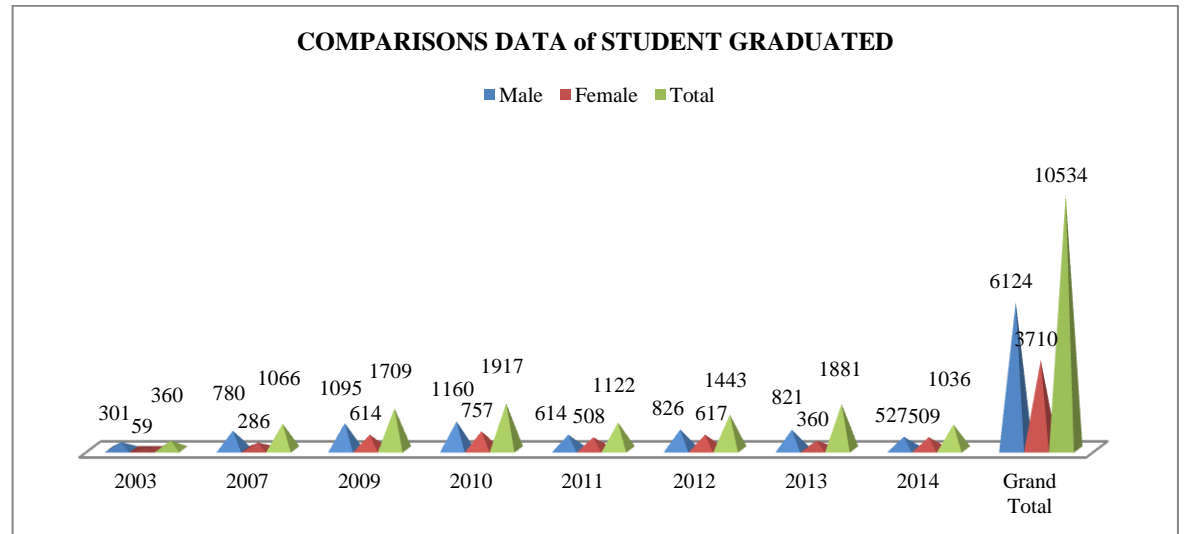
1.8 SUMMARY DATA of STUDENT GRADUATED

| Year of Collection | Summary Data of Student Graduated |
|--------------------|-----------------------------------|
| 2003 | 360 |
| 2007 | 1066 |
| 2009 | 1709 |
| 2010 | 1917 |
| 2011 | 1122 |
| 2012 | 1443 |
| 2013 | 1881 |
| 2014 | 1036 |
| Grand Total | 10534 |



1.9 COMPARISONS DATA of STUDENT GRADUATED

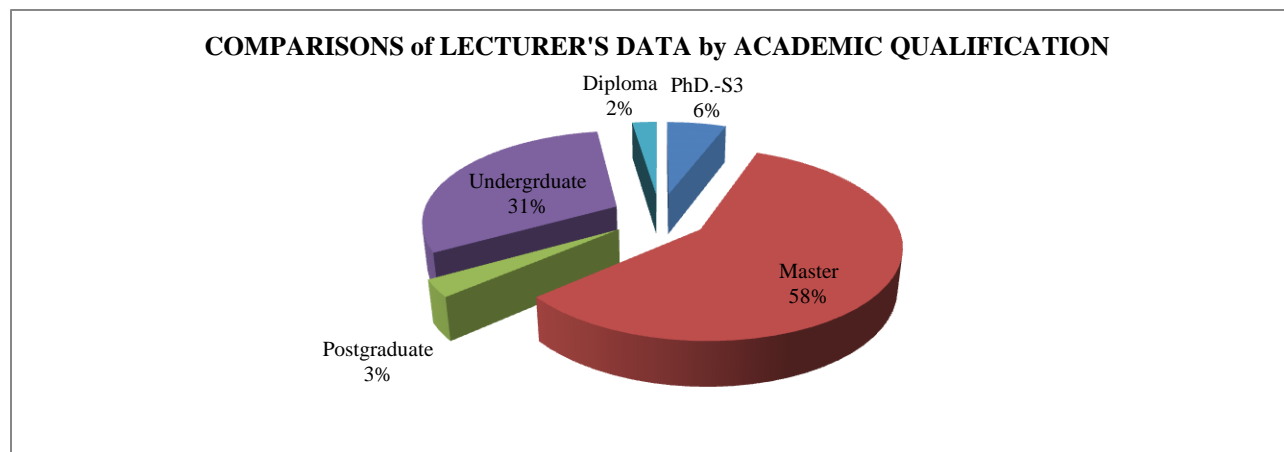
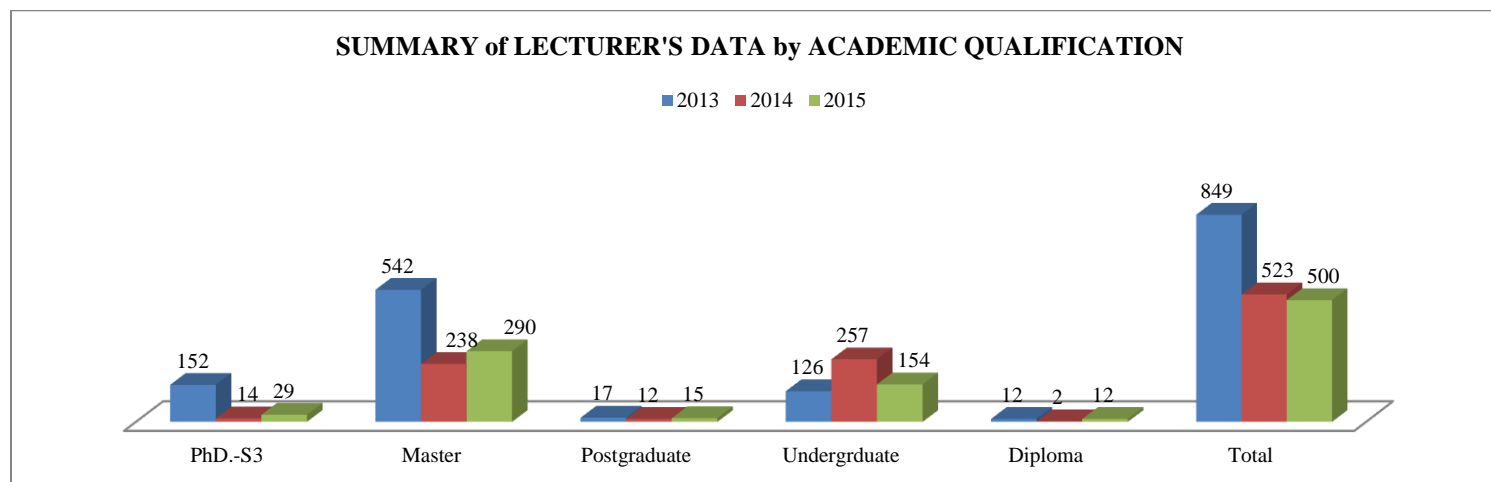
| Year of Collection | Comparisons Data of Student Graduated | | |
|--------------------|---------------------------------------|--------|-------|
| | Male | Female | Total |
| 2003 | 301 | 59 | 360 |
| 2007 | 780 | 286 | 1066 |
| 2009 | 1095 | 614 | 1709 |
| 2010 | 1160 | 757 | 1917 |
| 2011 | 614 | 508 | 1122 |
| 2012 | 826 | 617 | 1443 |
| 2013 | 821 | 360 | 1881 |
| 2014 | 527 | 509 | 1036 |
| Grand Total | 6124 | 3710 | 10534 |



1.10 LECTURER'S DATA

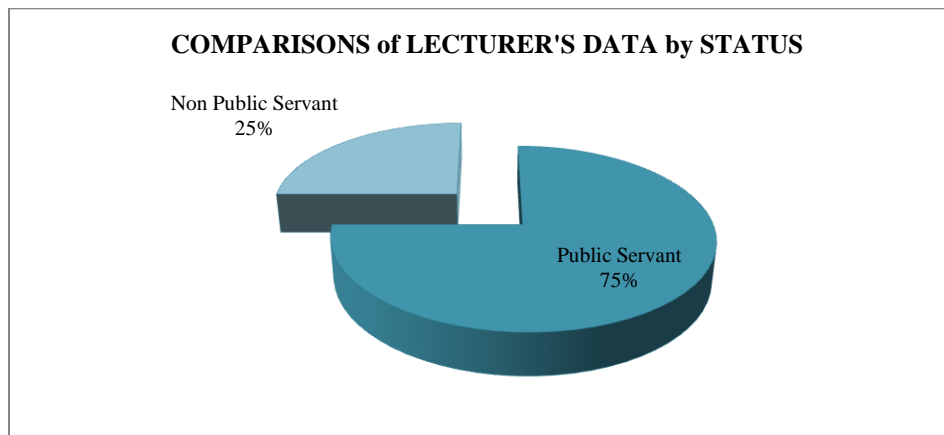
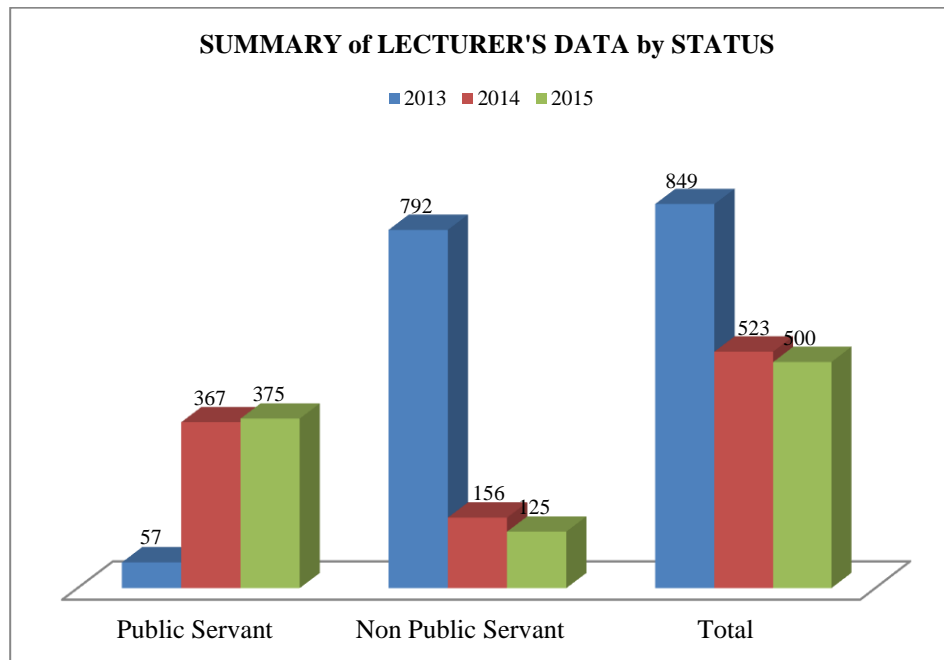
1.10.1 by Academic Qualification

| Year of Collection | Summary of Lecturer's Data by Academic Qualification | | | | | |
|--------------------|------------------------------------------------------|--------|--------------|---------------|---------|-------|
| | PhD.-S3 | Master | Postgraduate | Undergraduate | Diploma | Total |
| 2013 | 152 | 542 | 17 | 126 | 12 | 849 |
| 2014 | 14 | 238 | 12 | 257 | 2 | 523 |
| 2015 | 29 | 290 | 15 | 154 | 12 | 500 |



1.10.2 by Status

| Years of Collection | Summary of Lecturer's Data by Status | | |
|---------------------|--------------------------------------|--------------------|-------|
| | Public Servant | Non Public Servant | Total |
| 2013 | 57 | 792 | 849 |
| 2014 | 367 | 156 | 523 |
| 2015 | 375 | 125 | 500 |



1.10.3 by Gender

| Year of Collection | Summary of Lecturer's Data by Gender | | |
|--------------------|--------------------------------------|--------|-------|
| | Male | Female | Total |
| 2013 | 702 | 174 | 849 |
| 2014 | 194 | 329 | 523 |
| 2015 | 382 | 118 | 500 |

