

**7.1 GENERAL INFORMATION, STRUCTURE and CONTACT LIST**

|                                |  |
|--------------------------------|--|
| <b>Name of the Institution</b> | <b>Instituto de Ciências de Religiogas (ICR)</b> |
| Status of Institution          | Private Institute                                |
| Address                        | Colégio Bispo Madeiros-Lahane, Dili, Timor Leste |
| Office Phone Number            | 1. 3321306                                       |
| E-mail                         | 1.urbanusb@yahoo.com                             |
| Website                        | -  |
| Date of Establishment          | 24 March 1988                                    |
| Accreditation Status           | Accredited (Licensure and Initial Accreditation) |
| <b>Score</b>                   | 1 <sup>st</sup> Round (100%)                     |
| Year of Accreditation          | 2008   |

| Position                                  | Name                                   | Mobile Number | E-mail   |
|---|--|---------------|--|
| Rector                                    | Pe. UrbanusBungaLolon, SVD, M.Ed       | 7729 4189     | <a href="mailto:urbanusb@yahoo.com">urbanusb@yahoo.com</a>   |
| Vice Rector of Academic Affairs           | Agapito da Costa Jerónimo, S. Ag, M. D | 77889311      | <a href="mailto:acjeronimo170861@gmail.com">acjeronimo170861@gmail.com</a>   |
| Vice Rector of Finance and Administration | Marcas EvaristoSoares, MM              | 77256268      | <a href="mailto:soares_marcas@yahoo.com">soares_marcas@yahoo.com</a><br><a href="mailto:soaresmarcas73@gmail.com">soaresmarcas73@gmail.com</a> |

7.2 **LECTURER DATA**

|  |    |
|--|----|
| Classification by Gender                 |    |
| Male                                     | 37 |
| Female                                   | 5  |
| Total                                    | 42 |
| Classification by Academic Qualification |    |
| PhD.-S3                                  | 1  |
| Master Degree                            | 25 |
| Post Graduate Degree                     | 0  |
| Undergraduate Degree                     | 14 |
| Diploma Degree                           | 2  |
| Total                                    | 42 |
| Classification by Status                 |    |
| Permanent                                | 22 |
| Part-time                                | 17 |
| International Guest Lecturer             | 3  |
| Total                                    | 42 |

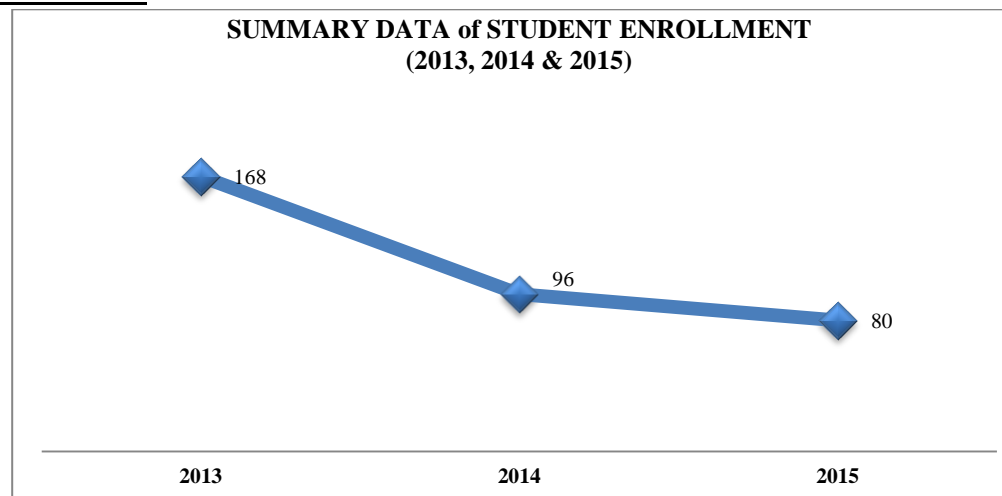
| Descriptions                 | 2015 |        |       |
|------------------------------|------|--------|-------|
|                              | Male | Female | Total |
| Qualification by Permanent   |      |        |       |
| Ph.D.-S3                     | 0    | 0      | 0     |
| Master Degree                | 11   | 1      | 12    |
| Post Graduate Degree         | 0    | 0      | 0     |
| Undergraduate Degree         | 6    | 2      | 8     |
| Diploma Degree               | 1    | 1      | 2     |
| Total                        | 18   | 4      | 22    |
| Qualification by Part-time   |      |        |       |
| Ph.D.-S3                     | 0    | 0      | 0     |
| Master Degree                | 11   | 0      | 11    |
| Post Graduate Degree         | 0    | 0      | 0     |
| Undergraduate Degree         | 5    | 1      | 6     |
| Diploma Degree               | 0    | 0      | 0     |
| Total                        | 16   | 1      | 17    |
| International Guest Lecturer |      |        |       |
| Ph.D.-S3                     | 1    | 0      | 1     |
| Master Degree                | 2    | 0      | 2     |
| Post Graduate Degree         | 0    | 0      | 0     |
| Undergraduate Degree         | 0    | 0      | 0     |
| Diploma Degree               | 0    | 0      | 0     |
| Total                        | 3    | 0      | 3     |

**7.3 STUDENT DATA**

| Faculties                   | Departments                                  | Categories             | Academic Years |    |     |
|-----------------------------|--|------------------------|----------------|----|-----|
|                             |  |                        | 2015           |    |     |
|                             |  |                        | M              | F  | T   |
| Faculty of Teacher Training | Bachelor in Moral and Religious Teacher      | Enrollment             | 2              | 6  | 8   |
|                             |  | Current/Active Student | 22             | 93 | 115 |
|                             |  | On leave               | 0              | 0  | 0   |
|                             |  | Transfer               | 0              | 0  | 0   |
|                             |  | Graduated              | 13             | 33 | 46  |
|                             | Undergraduate of Moral and Religious Teacher | Enrollment             | 13             | 31 | 44  |
|                             |  | Current/Active Student | 38             | 75 | 113 |
|                             |  | On leave               | 1              | 1  | 2   |
|                             |  | Transfer               | 0              | 0  | 0   |
|                             |  | Graduated              | 70             | 62 | 132 |
|                             | Bachelor in Social Worker/Service            | Enrollment             | 10             | 18 | 28  |
|                             |  | Current/Active Student | 29             | 35 | 64  |
|                             |  | On leave               | 0              | 0  | 0   |
|                             |  | Transfer               | 0              | 0  | 0   |
|                             |  | Graduated              | 30             | 43 | 73  |

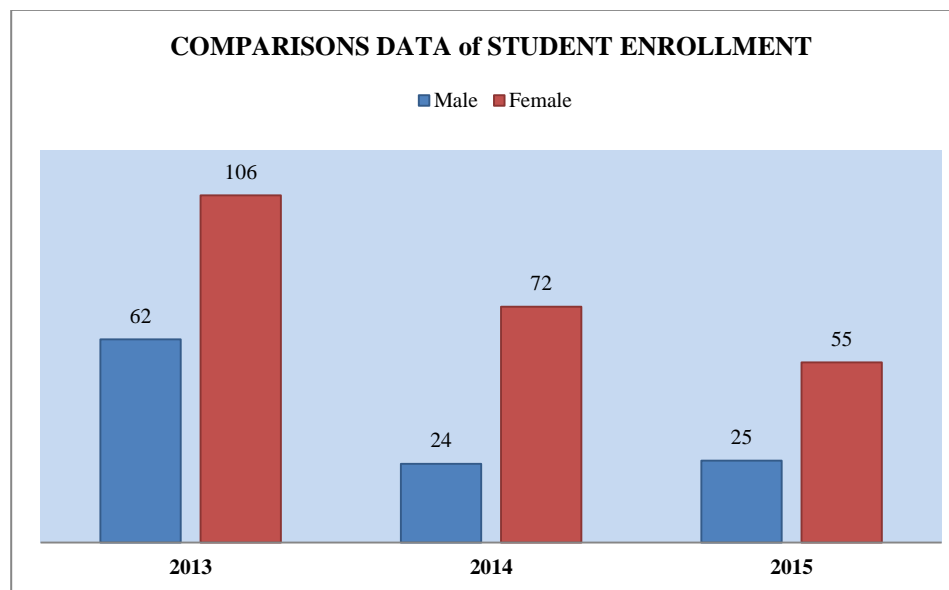
**7.4 SUMMARY DATA of STUDENT ENROLLMENT**

| Year of Collection | Summary Data of Student Enrollment per Year |
|--------------------|---|
| 2013               | 168   |
| 2014               | 96  |
| 2015               | 80  |

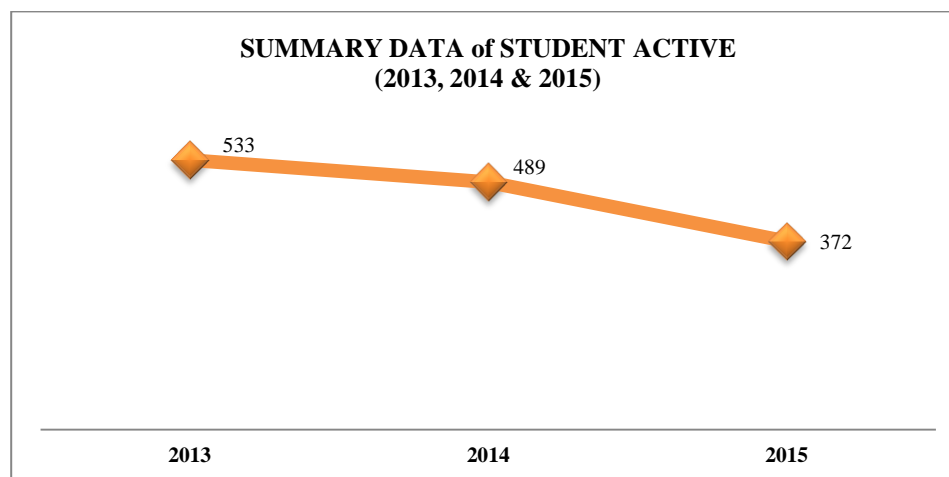


**7.5 COMPARISONS DATA of STUDENT ENROLLMENT**

| Comparisons Data of Student Enrollment | Year of Collection |      |      |
|--|--------------------|------|------|
|  | 2013               | 2014 | 2015 |
| Male                                   | 62                 | 24   | 25   |
| Female                                 | 106                | 72   | 55   |

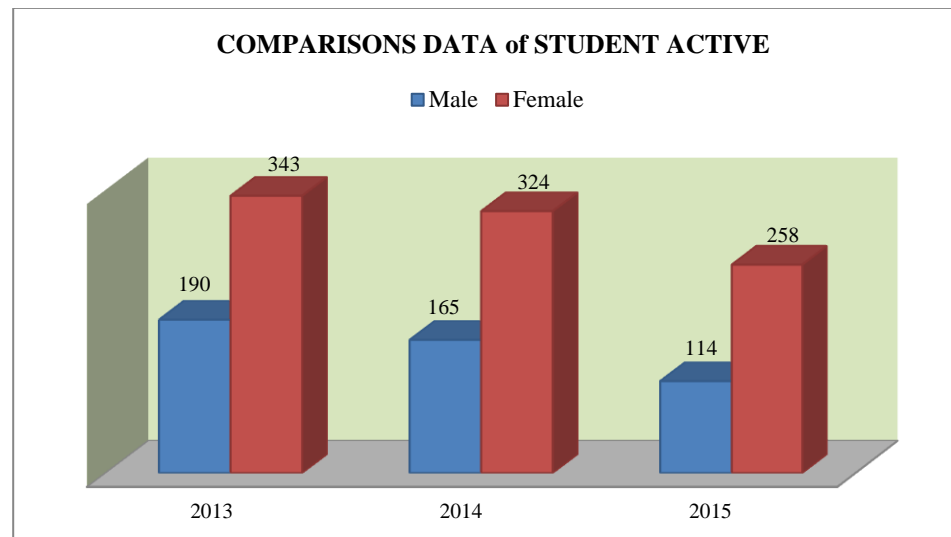
**7.6 SUMMARY DATA of STUDENT ACTIVE**

| Year of Collection | Summary Data of Student Active |
|--------------------|--------------------------------|
| 2013               | 533                            |
| 2014               | 489                            |
| 2015               | 372                            |

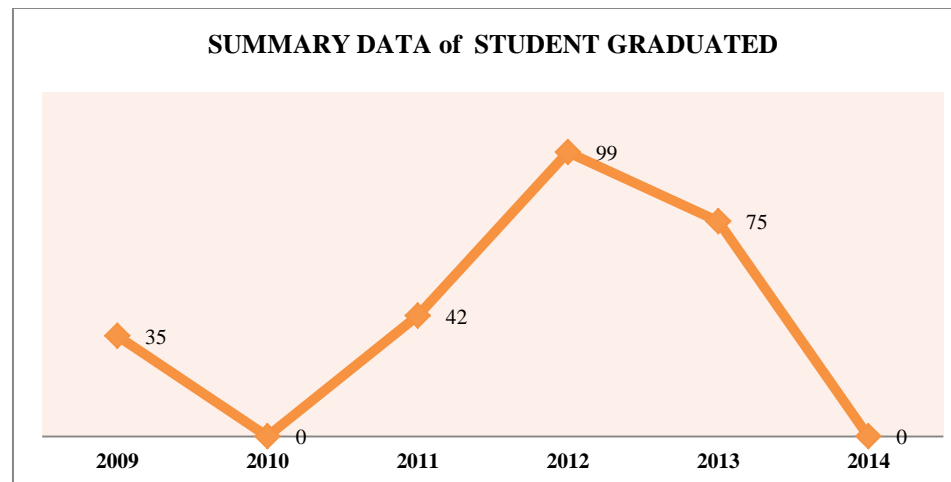


**7.7 COMPARISONS DATA of STUDENT ACTIVE**

| Comparisons<br>Data of Student<br>Active | Year of Collection |      |      |
|--|--------------------|------|------|
|  | 2013               | 2014 | 2015 |
| Male                                     | 190                | 165  | 114  |
| Female                                   | 343                | 324  | 258  |

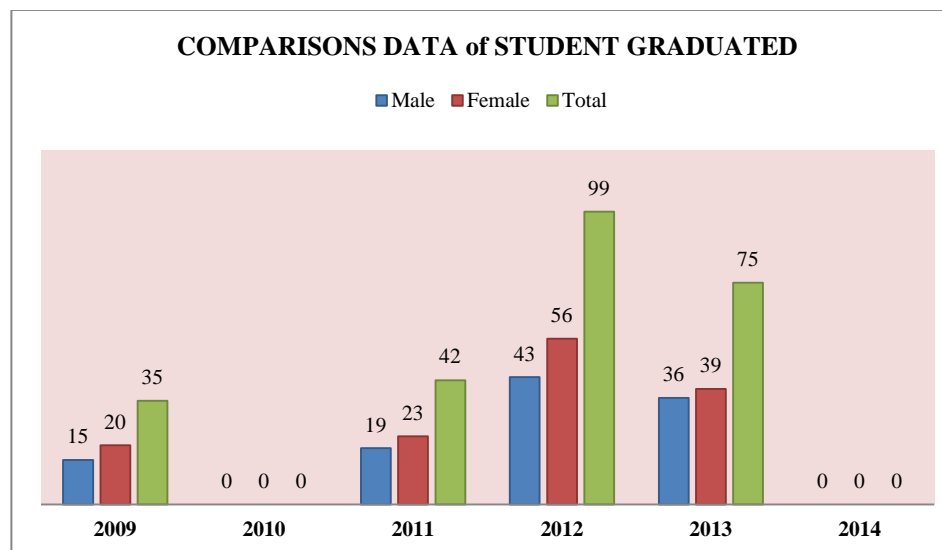
**7.8 SUMMARY DATA of STUDENT GRADUATED**

| Year of<br>Collection | Summary Data of<br>Student graduated |
|-----------------------|--------------------------------------|
| 2009                  | 35                                   |
| 2010                  | 0                                    |
| 2011                  | 42                                   |
| 2012                  | 99                                   |
| 2013                  | 75                                   |
| 2014                  | 0                                    |
| Grand Total           | 251                                  |



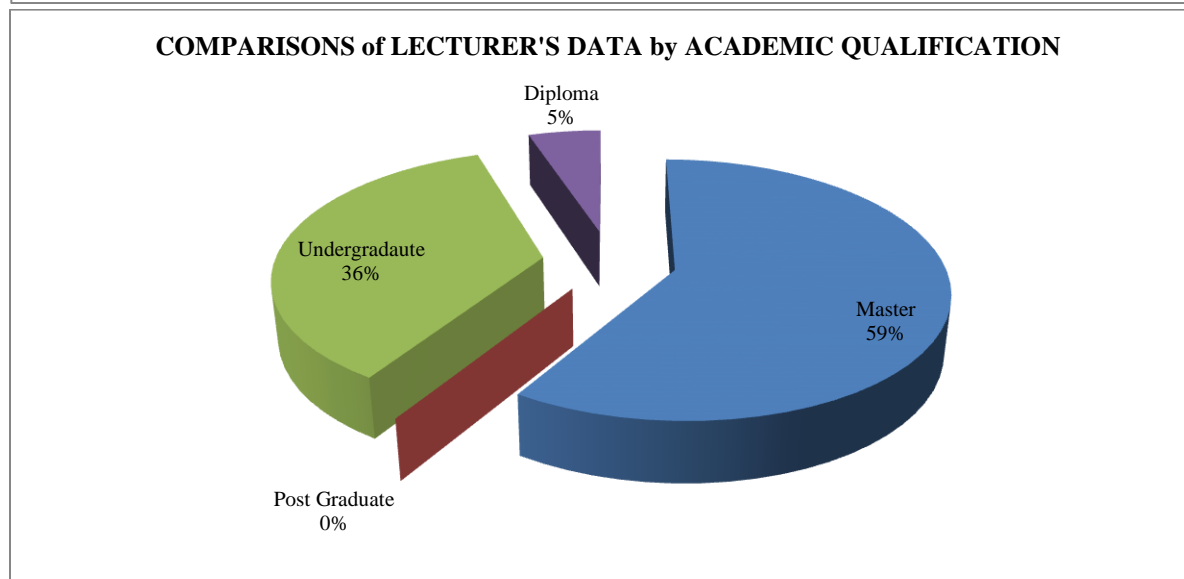
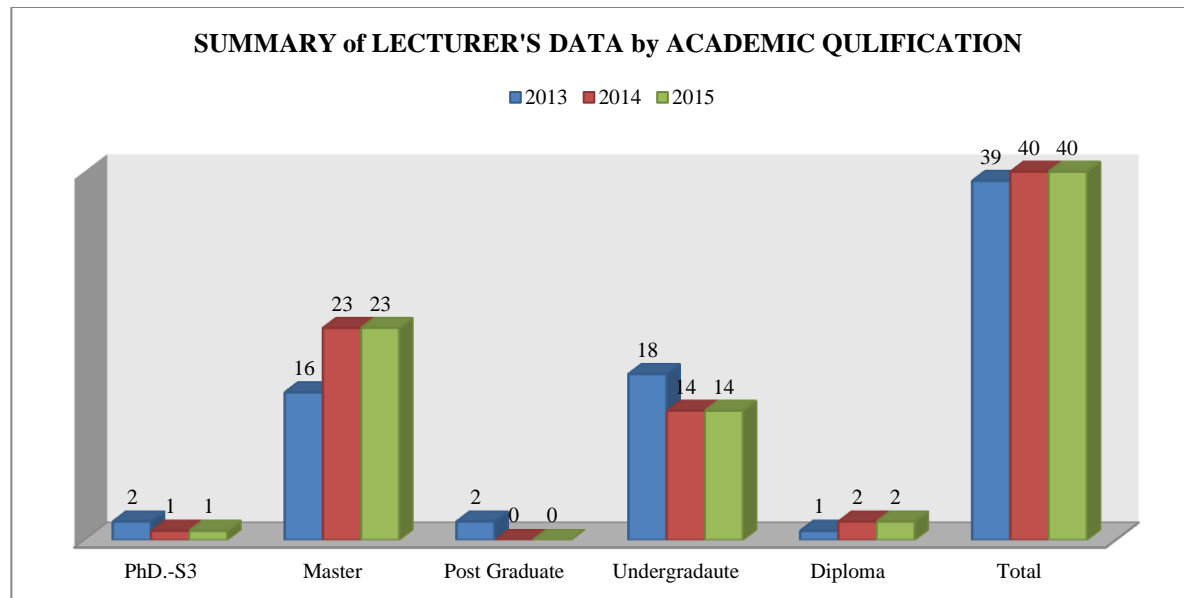
**7.9 COMPARISONS DATA of STUDENT GRADUATED**

| Year of Collection | Comparisons Data of Student Graduated |        |       |
|--------------------|---------------------------------------|--------|-------|
|                    | Male                                  | Female | Total |
| 2009               | 15                                    | 20     | 35    |
| 2010               | 0                                     | 0      | 0     |
| 2011               | 19                                    | 23     | 42    |
| 2012               | 43                                    | 56     | 99    |
| 2013               | 36                                    | 39     | 75    |
| 2014               | 0                                     | 0      | 0     |
| Grand Total        | 113                                   | 138    | 251   |

**7.10 LECTURER DATA**

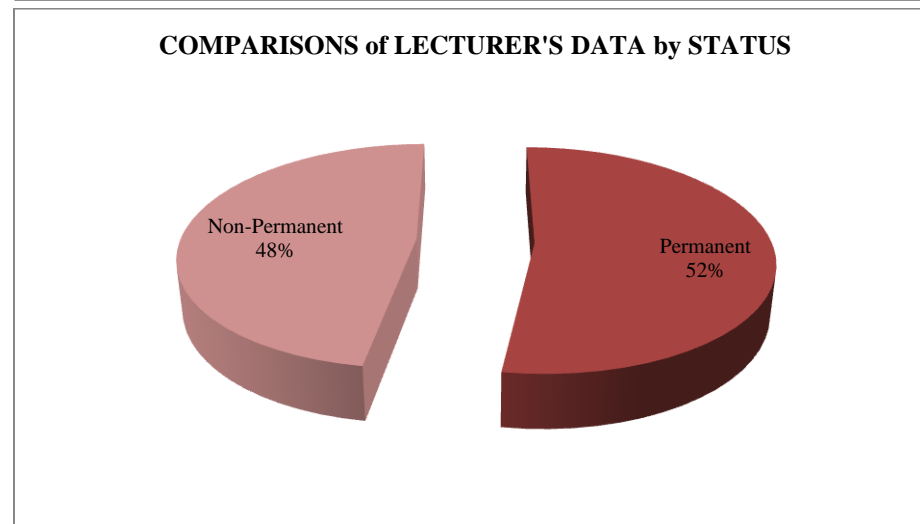
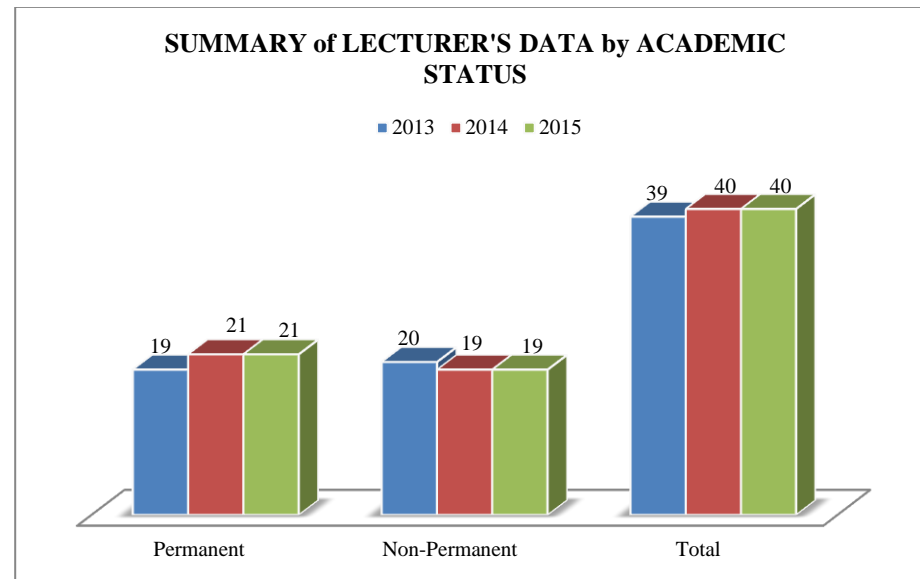
## 7.10.1 by Academic Qualification

| Year of Collection | Summary of Lecturer's Data by Academic Qualification |        |               |               |         |       |
|--------------------|--|--------|---------------|---------------|---------|-------|
|                    | PhD.-S3  | Master | Post Graduate | Undergraduate | Diploma | Total |
| 2013               | 2  | 16     | 2             | 18            | 1       | 39    |
| 2014               | 1  | 23     | 0             | 14            | 2       | 40    |
| 2015               | 1  | 23     | 0             | 14            | 2       | 40    |



7.10.2 by Status

| Year of Collection | Summary of Lecturer's Data by Status |               |       |
|--------------------|--------------------------------------|---------------|-------|
|                    | Permanent                            | Non-Permanent | Total |
| 2013               | 19                                   | 20            | 39    |
| 2014               | 21                                   | 19            | 40    |
| 2015               | 21                                   | 19            | 40    |





7.10.3 by Gender

| Year of Collection | Summary of Lecturer's Data by Gender |        |       |
|--------------------|--------------------------------------|--------|-------|
|                    | Male                                 | Female | Total |
| 2013               | 35                                   | 4      | 39    |
| 2014               | 36                                   | 4      | 40    |
| 2015               | 36                                   | 4      | 40    |

