

6.1 GENERAL INFORMATION, STRUCTURE & CONTACT LIST

Name of the Institution	Instituto Católica para Formação de Professores (ICFP)
Status of Institution	Private Institute
Address	Rua; Central-Bahu-Vila Antiga, Baucau
Office Phone Number	1. (+670) 7378 2743 2. (+670) 7723 5433
E-mail	Petercorr1@gmail.com
Website	-
Date of Establishment	01 October 2003
Accreditation Status	Accredited (Licensure and Initial Accreditation)
Score	1 st Round (100%)
Year of Accreditation	2008

Position	Name	Mobile Number	E-mail
Rector	Br. Peter Corr, fms.	7854 1183	petercorr1@gmail.com
Deputy Rector	Mr. Mariano dos Santos	7734 9849	Mariano_1207@yahoo.com
Deputy Rector Quality Assurance	Ms. Margaret Beck	7723 5431	Margie@maristmelb.org.au
Coordinator of Student Practicum	Ms. Domingas Ximenes Belo	7705 3926	Marsia.belo@gmail.com
Coordinator of Professional Development	Br. Michael Mcmanus	7701 0445	Michael.mcmanus@marists.org.au

6.2 LECTURER DATA

Classification by Gender	
Male	8
Female	7
Total	15
Classification by Academic Qualification	
PhD.-S3	0
Master Degree	11
Post Graduate Degree	3
Undergraduate Degree	1
Diploma Degree	0
Total	15
Classification by Status	
Permanent	14
Part-time	0
International Guest Lecturer	1
Total	15

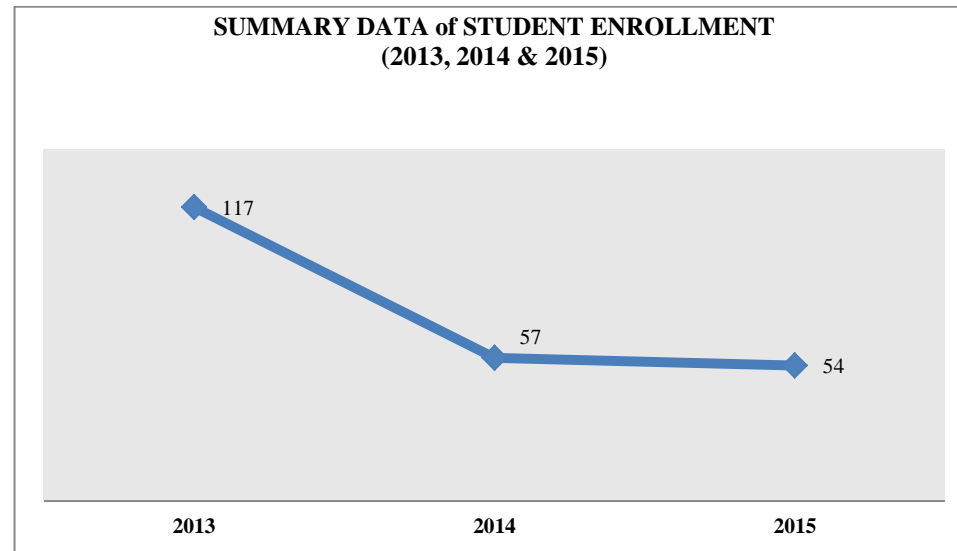
Descriptions	2015		
	Male	Female	Total
Qualification by Permanent			
PhD.-S3	0	0	0
Master Degree	6	4	10
Post Graduate Degree	1	2	3
Undergraduate Degree	1	0	1
Diploma Degree	0	0	0
Total	8	6	14
Qualification by Part-Time			
PhD.-S3	0	0	0
Master Degree	0	0	0
Post Graduate Degree	0	0	0
Undergraduate Degree	0	0	0
Diploma Degree	0	0	0
Total	0	0	0
International Guest Lecturer			
PhD.-S3	0	0	0
Master Degree	0	1	1
Post Graduate Degree	0	0	0
Undergraduate Degree	0	0	0
Diploma Degree	0	0	0
Total	0	1	1

6.3 STUDENT DATA

Faculties	Departments	Categories	Academic Years		
			2015		
			M	F	T
Faculty of Education	Bachelor of Teaching	Enrollment	14	40	54
		Current/Active Student	43	115	158
		On leave	1	3	4
		Transfer	0	0	0
		Graduated	15	37	52
	Certificate of Teaching and Learning	Enrollment	0	0	0
		Current/Active Student	0	0	0
		On leave	0	0	0
		Transfer	0	0	0
		Graduated	0	0	0

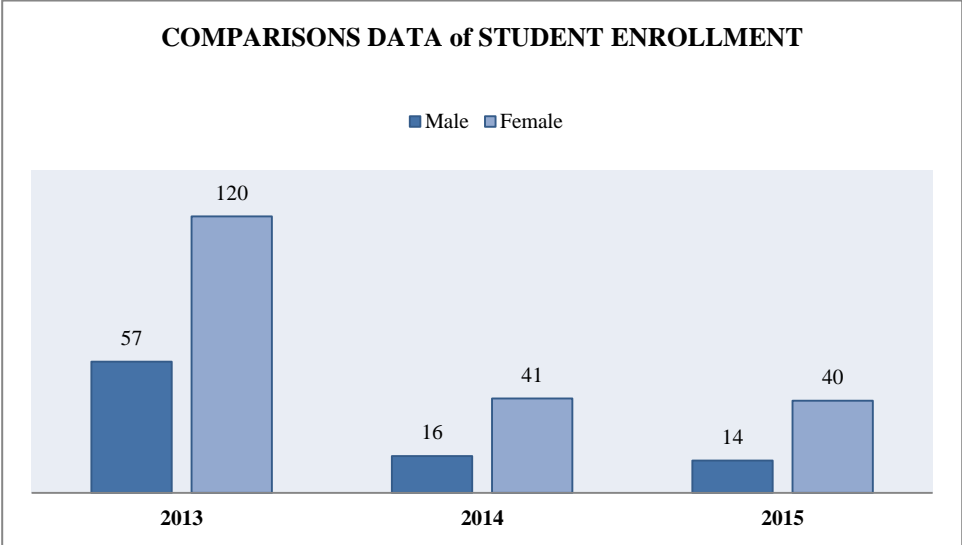
6.4 SUMMARY DATA of STUDENT ENROLLMENT

Year of Collection	Summary Data of Student Enrollment per Year
2013	117
2014	57
2015	54



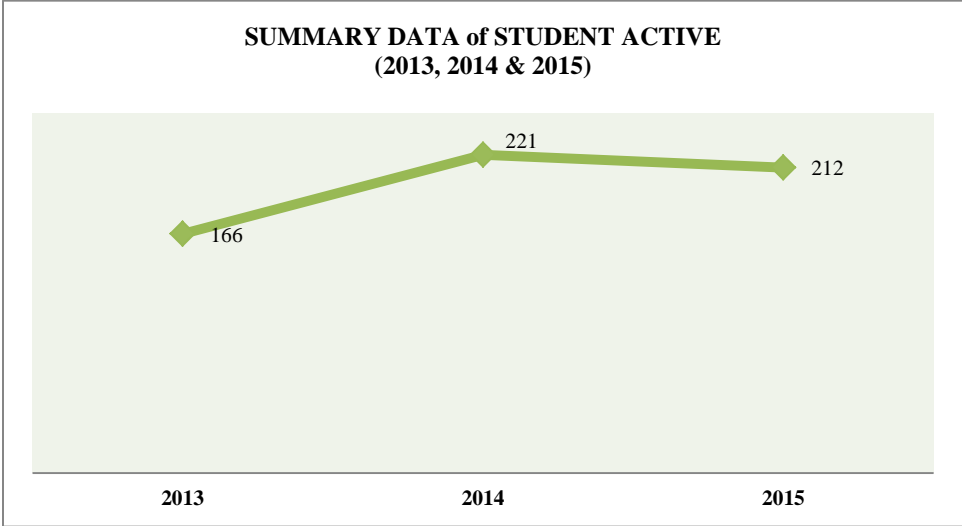
6.5 COMPARISONS DATA of STUDENT ENROLLMENT

Comparisons Data of Student Enrollment	Year of Collection		
	2013	2014	2015
Male	57	16	14
Female	120	41	40



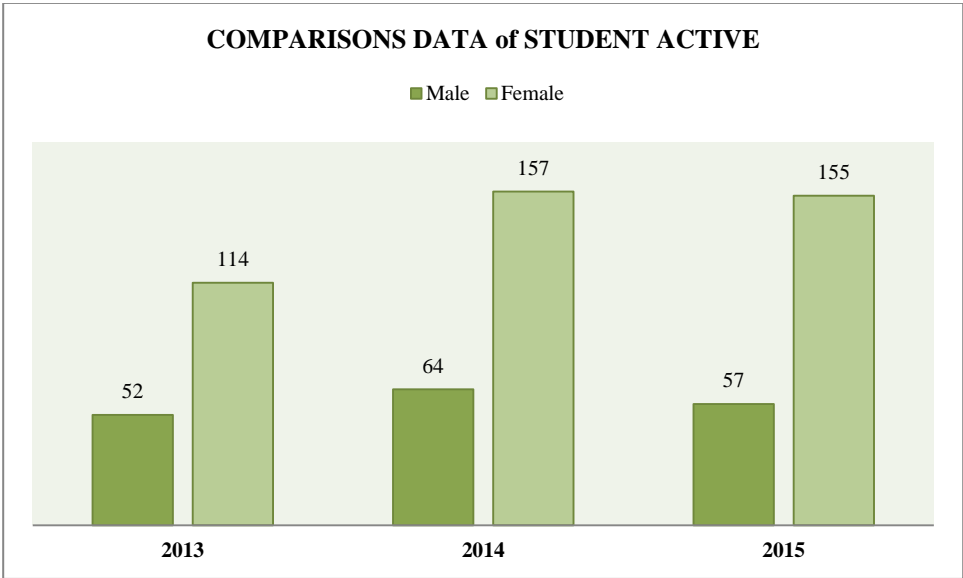
6.6 SUMMARY DATA of STUDENT ACTIVE

Year of Collection	Summary Data of Student Active per Year
2013	166
2014	221
2015	212



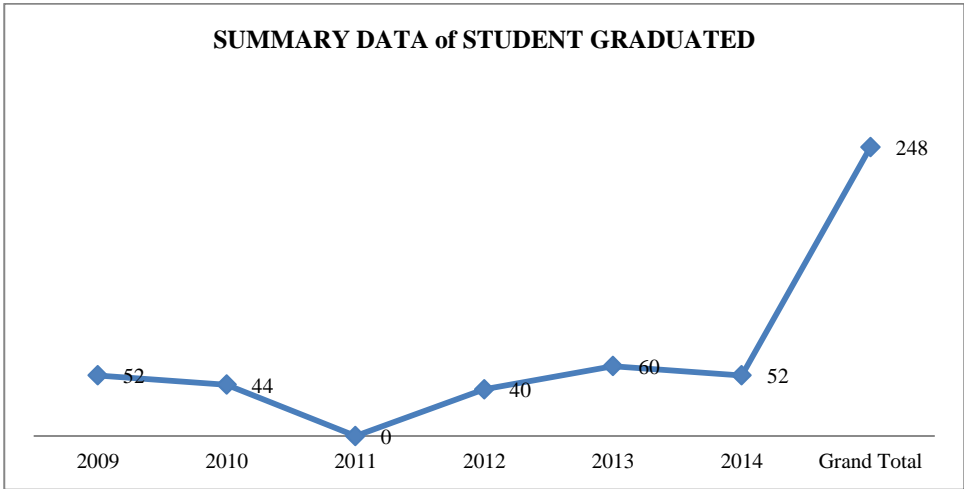
6.7 COMPARISONS DATA of STUDENT ACTIVE

Comparisons Data of Student Active	Year of Collection		
	2013	2014	2015
Male	52	64	57
Female	114	157	155



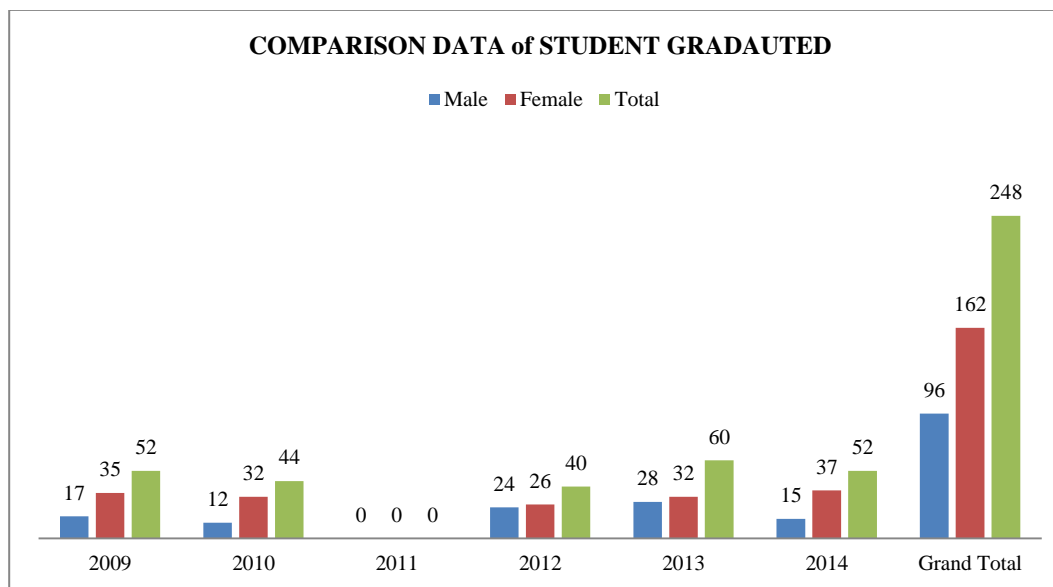
6.8 SUMMARY DATA of STUDENT GRADUATED

Year of Collection	Summary Data of Student Graduated
2009	52
2010	44
2011	0
2012	40
2013	60
2014	52
Grand Total	248



6.9 COMPARISONS DATA of STUDENT GRADUATED

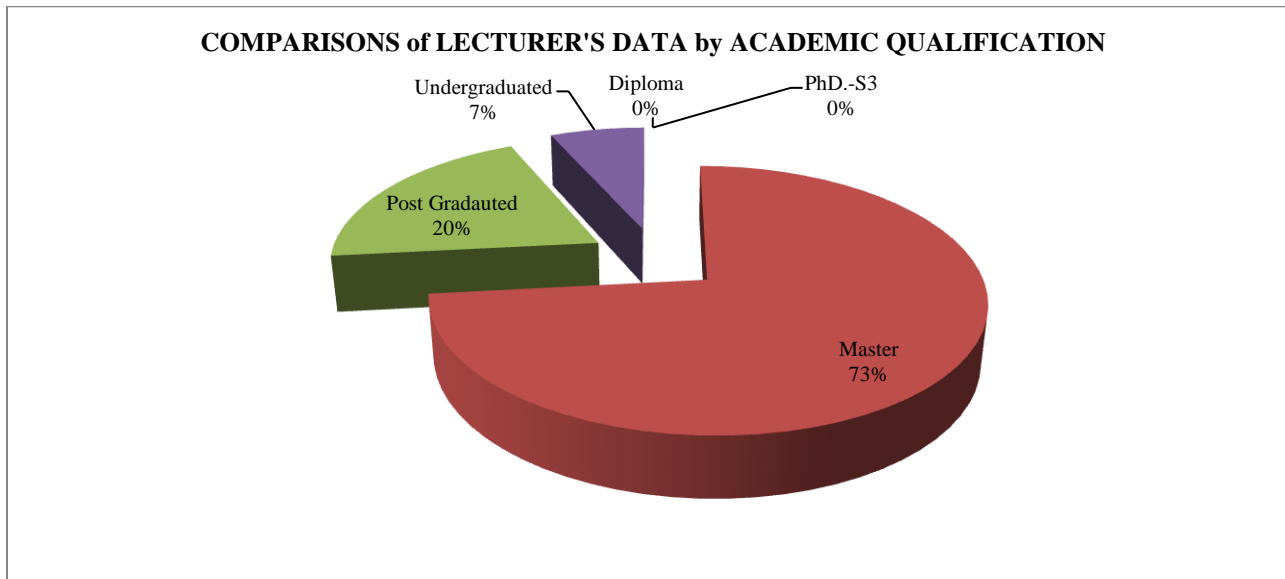
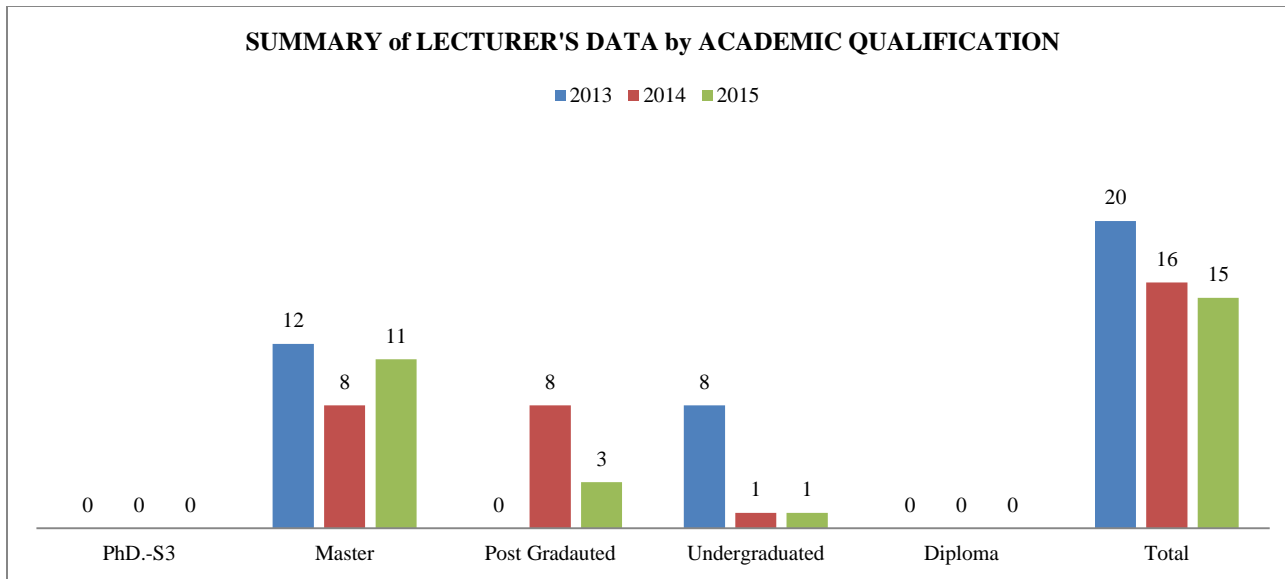
Year of Collection	Comparisons Data of Student Graduated		
	Male	Female	Total
2009	17	35	52
2010	12	32	44
2011	0	0	0
2012	24	26	40
2013	28	32	60
2014	15	37	52
Grand Total	96	162	248



6.10 LECTURER DATA

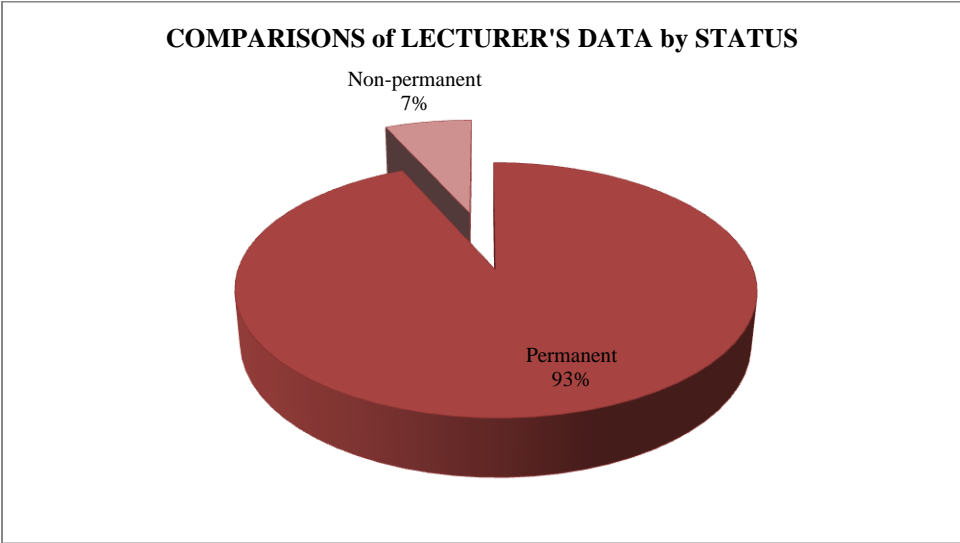
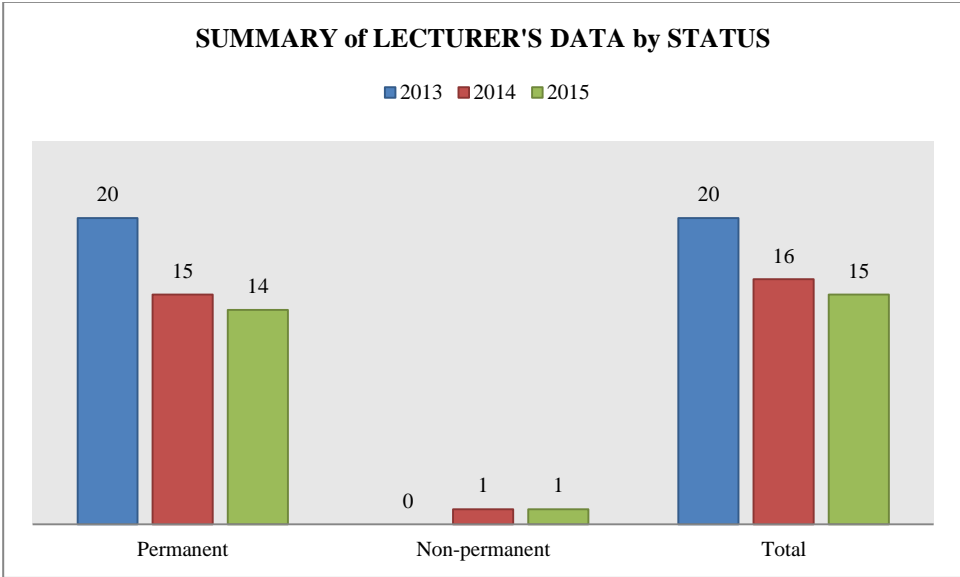
6.10.1 by Academic Qualification

Year of Collection	Summary of Lecturer's Data by Academic Qualification					
	PhD.-S3	Master	Post Graduate	Undergraduate	Diploma	Total
2013	0	12	0	8	0	20
2014	0	8	8	1	0	16
2015	0	11	3	1	0	15



6.10.2 by Status

Year of Collection	Summary of Lecturer's Data by Status		
	Permanent	Non-permanent	Total
2013	20	0	20
2014	15	1	16
2015	14	1	15



6.10.3 by Gender

Year of Collection	Summary of Lecturer's Data by Gender		
	Male	Female	Total
2013	11	9	20
2014	9	8	16
2015	8	7	15

